

NEW ENCLOSURES

XL3

& STRENGTH
SIMPLICITY

S



→ CATALOGUE PAGES INSIDE

THE GLOBAL SPECIALIST
IN ELECTRICAL AND DIGITAL BUILDING INFRASTRUCTURES

 **legrand**[®]

XL³ S NEW ENCLOSURES



The XL³ S range has been specially designed to make the panel builder's job easier.

The strength and reliability of factory-assembled XL³ S enclosures, the comprehensive range, plus the numerous accessories offering a high degree of flexibility in installation are the main advantages of this new range.



XL³ S
160



XL³ S
630

DISCOVER OUR SERIES OF VIDEOS DEVOTED TO THE NEW XL³ S 160, 630 AND 4000 ENCLOSURES





02-03	Overview of the range
04-05	XL ³ S 160
06-07	XL ³ S 630/4000 The range
08-09	XL ³ S 630/4000 The key points
10-11	XL ³ S 630 Distribution
12-13	XL ³ S 4000 Distribution
14-55	Catalogue pages

XL³ S

OVERVIEW OF THE RANGE



Residential

XL³ S 160 > PANELS UP TO 160 A



Offices

XL³ S 630 > PANELS UP TO 630 A



Standard commercial

XL³ S 4000 > PANELS UP TO 4000 A

Extent of the range

The XL³ S range consists of 3 families of enclosures in order to adapt to your site requirements as closely as possible: XL³ S 160, XL³ S 630 and XL³ S 4000.

The dimensions and capacities are designed in order to simplify choice and optimise costs, resulting in enclosures that are perfectly suited to your sites.

XL³ S 160
In up to 160 A



XL³ S 630
In up to 630 A



XL³ S 4000
In up to 4000 A



Width in number of modules per row

Compatible protection devices according to the enclosure size.


		24	36	16	24	36	16	24	36
DX ³ , TX ³	Modular circuit breakers up to 125 A								
DPX ³	160								
	250 / 250 HP / 630								
	1600								
DRX	125								
	250 / 250 HP / 630								
DPX-IS	250 / 630								
	1600								
SPX	000 / 00 / 1 / 2								
	3								
SPX ³ V									
SPX-D	160								
	250 / 400 / 630								
DPX ³	1600								
	2500								
	4000								

Faster installation time and ease of assembly

- Different fixing accessories created for easier assembly and finishing.



- All the enclosures are supplied ready-assembled in modular format.



- The new XL³ S 630 and 4000 enclosures benefit from common accessories, making it possible to optimise the amount of catalogue numbers in stock.
- They also benefit from dedicated supports which allow you to create a distribution system with copper or aluminium busbars.

Strength, rigidity and reliability

- Metal enclosures, with one-piece structure for maximum rigidity.
- Factory-assembled for guaranteed quality.
- Products certified by an independent body (LOVAG), allowing assemblies certified IEC 61439-2 and -3 to be created.



Services and tools

To aid the design, installation and maintenance of electrical panels.

- Range integrated in XLPro³.



- Technical support.
- Assembly instructions and guides (workshop specifications, assembly videos).



XL³ S 160

ONE-PIECE MODULAR ENCLOSURES READY TO USE



1 enclosure = 1 complete ready-to-use product

- One-piece metal enclosure for simple selection.
- IP30 without door/IP40 with door.
- A complete range available in both surface-mounting and flush-mounting versions for discreet integration in their environment, even outside an equipment room.
- Thanks to versions with 36 modules per row, you can create large-capacity enclosures with up to 288 modules to satisfy the requirements of commercial sector sites.


24 modules per row




36 modules per row



No. of modules/row	24	36
No. of rows	2 to 8	4 to 8
Capacity (no. of modules)	48 to 192	144 to 288

 Removable multi-row faceplates.
The height of the first and last row is optimised (200 mm) to take DPX³ 160 and DRX 125 MCCBs.

 Removable chassis allowing devices to be installed and wired outside the enclosure.

NUMEROUS ACCESSORIES FOR EASIER INSTALLATION AND SIMPLER MAINTENANCE



Wall mounting lugs




Blanking plates



Clip-on holders for self-adhesive labels

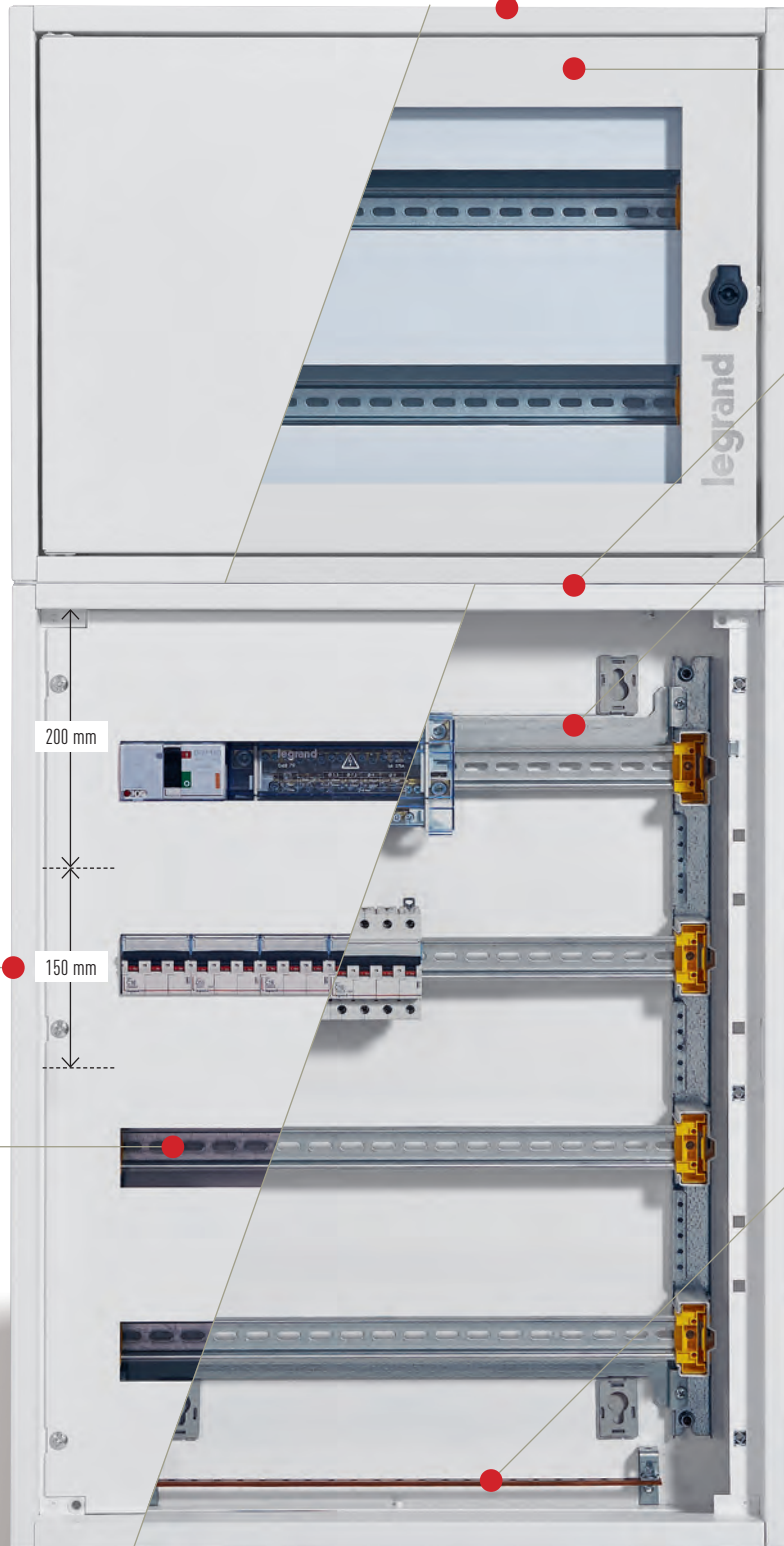


Self-adhesive document holders for plans

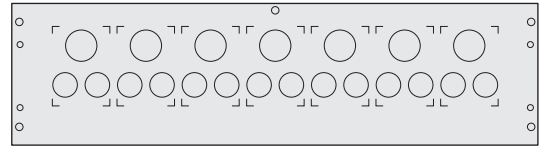


Height spacer, can be used to combine MCCBs and MCBs on the same rail

XL³ S 160 - 24 modules - 2 and 4 rows



Equipped with cable entry plates with cut-outs to save time when installing



High-quality finish: White RAL 9003.

XL³ S enclosures can be equipped with metal reversible doors.



Option of vertical joining thanks to the dedicated kit.


Adjustable-depth DIN rails which can be removed without tools, thus allowing 3 types of device to be mounted:

- modular devices
- DPX³ 160 MCCBs
- DRX 125 MCCBs or other devices of the same depth



Equipped with supports for earth terminal blocks ready to take:

- IP2X terminal blocks
- brass terminal blocks
- copper terminal blocks



XL³ S 630 4000

CONFIGURABLE ENCLOSURES



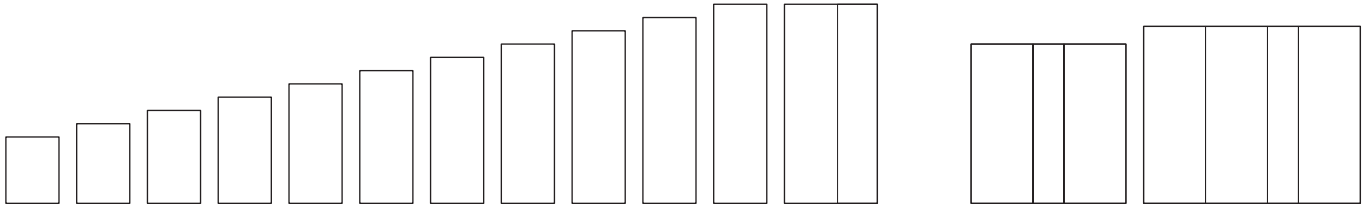
- Rugged metal enclosures.
- Enclosures can be configured for greater flexibility depending on the choice of circuit breaker.
- Supplied assembled to save time when installing.
- **XL³ S 630**: 1 catalogue number = base + roof + structural uprights + functional uprights + fixing support for faceplates + rear panel.
- **XL³ S 4000**: 1 catalogue number = base + roof + structural uprights + corner pieces for plinth.
- IP30 without door/IP40 with door/IP43 with the dedicated kit (only for XL³ S 630s).

XL³ S 630

Width (modules/row) usable width (mm)	Faceplate height (mm)	External cable sleeves (mm)
16 modules 450 mm	750	750
	900	900
	1050	1050
	1200	1200
24 modules 600 mm	1350	1350
	1500	1500
	1650	1650
36 modules 800 mm	1800	1800
	1950	1950
	2100	2100
	2250	2250


XL³ S 4000

Width (modules/row) usable width (mm)	Depth (mm)	Faceplate height (mm)	External cable sleeves (mm)
16 modules 350 mm			
24 modules 500 mm	400	1800	1800
	600	2000	2000
	800		
36 modules 700 mm			



XL³ S 630 - 24 modules per row


XL³ S 4000 assembly consisting of 3 enclosures: 24, 16 and 36 modules





XL³ S 630

KEY POINTS 4000



 Finishing kit for perfect aesthetic finish of enclosures without a door.

 Faceplates with cut-outs available in all 3 enclosure widths to house the various protection devices up to 630 A (including in the 16-module width).

 Fixed with (to be ordered separately):

- screws
- 1/4-turn screws
- snap-on fixing clips




Screw





1/4-turn screw




Snap-on fixing clips

 Corner pieces for the plinth and trim panels supplied separately.

 Covers all enclosure dimensions with a minimum amount of catalogue numbers to keep in stock.

 High-quality finish:

- Metal doors and faceplates: White RAL 9003
- Body: Black RAL 7016


 XL³ S enclosures can be equipped with metal or glass reversible doors.

 Reversible handle.



Solid door

Glass door

 The side panels of XL³ S 630 enclosures should be ordered separately, so that only the amount needed for installation are used, especially when enclosures are joined.

NUMEROUS ACCESSORIES FOR EASIER INSTALLATION AND SIMPLER MAINTENANCE



Lifting rings



Blanking plates




Clip-on holders for self-adhesive labels



Self-adhesive document holders for plans



Height spacer, can be used to combine MCBs and MCCBs on the same row




Fixing support for faceplates (supplied with the enclosure for XL³ S 630s).

Internal cable sleeve kit.

System for fixing plates on functional uprights with self-tapping screws.

Rails and universal plates (solid or perforated) allow even greater freedom when selecting devices.

Devices mounted on plate vertically and horizontally, with a reduced-height version to save even more time and optimise the whole installation to suit the busbar.



Adjustable-depth DIN rails which can be removed, allowing 3 types of device to be mounted:

- modular devices
- DPX³ 160 MCCBs
- DRX 125 MCCBs or other devices of the same depth



Removable cable gland plate. Can be replaced by a Cabstop plate to save even more time when installing.



Option of joining at the side with dedicated kits (standard or reinforced) in order to increase the number of possible configurations and allow the installation to expand.

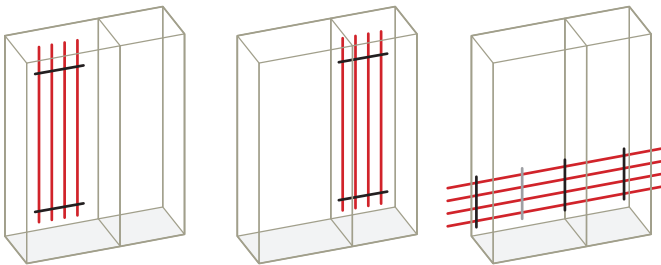


XL³ S 630

Fixing crosspieces and isolating supports for copper or aluminium busbars, specially designed to simplify selection, while allowing you to meet the requirements of your sites up to 630 A.


COPPER & ALUMINIUM DISTRIBUTION

XL³ S 630 enclosure equipped with copper busbars: main transfer horizontal + vertical in cable sleeve




Fixing crosspiece

Thanks to the unique crosspiece fixing system, you have the option of fixing supports for copper or C-section aluminium busbars regardless of the enclosure dimensions.



COPPER DISTRIBUTION



- Isolating support for copper busbars in sloping position for easier wiring.
- Mounted in vertical or horizontal position using fixing crosspieces adapted to the different enclosure widths.
- Isolating support available in sloping or staggered position for greater configuration flexibility.



Staggered position



Sloping position

XL³ S 630 enclosure equipped with a copper busbar
Vertical mounting at the back of enclosure

XL³ S 630 enclosure equipped with a C-section aluminium busbar
Vertical mounting in cable sleeve



→ **SELECTION CHART**
FIND ALL THE
CONFIGURATIONS AND
ACCESSORIES FOR
DISTRIBUTION
PAGES 50 TO 55.



- Isolating support for copper busbar in aligned position.
- Fixing crosspiece for busbar is screwed directly on the functional uprights at the back of the enclosure.



ALUMINIUM DISTRIBUTION



- Isolating support for C-section aluminium busbars in staggered position.
- Also available in aligned position version for busbar at the back of the enclosure.
- Aluminium distribution makes wiring faster and saves money on the whole installation.



Staggered position




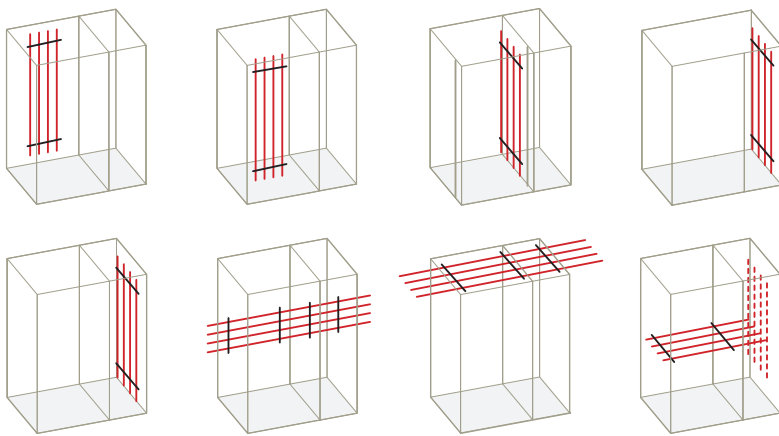
Aligned position

XL³ S 4000

System of crosspieces and isolating supports for busbars up to 4000 A, designed to adapt easily to the different enclosure widths and depths, to the different mounting positions and to save you as much time as possible during installation.

COPPER & ALUMINIUM DISTRIBUTION

XL³ S 4000 enclosure equipped with copper busbars
Mounted vertically at the side in cable sleeve + transfer horizontal



Supports for copper/ aluminium busbars


Using the kits for busbars, the same support is designed to take several dimensions of copper or C-section aluminium busbars.




Isolating support equipped with kit for copper bars

Isolating support equipped with kit for C-section aluminium bars

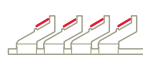
COPPER DISTRIBUTION



- Isolating support for copper busbar in sloping position.
- Mounted in vertical or horizontal position using fixing crosspieces adapted to the different enclosure dimensions.
- Support available in sloping or staggered position for greater configuration flexibility.




Staggered position




Sloping position

COPPER OR ALUMINIUM DISTRIBUTION USING THE DEDICATED KITS



- Isolating support equipped with kit for copper bars.
- Mounted in vertical or horizontal position.
- Thanks to the kits for busbars, the isolating support can be used to install copper bars 5 or 10 mm thick and for heights between 50 and 125 mm.




XL³ S 4000 equipped with C-section aluminium busbars
Mounted vertically at the side in cable sleeve + transfer horizontal




Plate for mounting DMX³ air circuit breakers in XL³ S 4000 enclosures.



→ **SELECTION TABLES**
FIND ALL THE
CONFIGURATIONS AND
ACCESSORIES FOR
DISTRIBUTION
PAGES 50 TO 55.



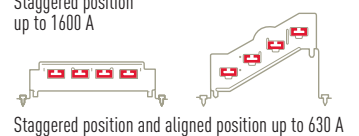
- Isolating support equipped with kit for C-section aluminium bars (75 and 125 mm fixing centres).
- Mounted in vertical or horizontal position.
- The support kit for double C-section aluminium busbars can be used to increase the current on busbars up to 3200 A.



ALUMINIUM DISTRIBUTION



- Isolating support for C-section aluminium busbar in staggered position.
- Also available in aligned position version for busbar at the back of the enclosure.
- The XL³ S 630 distribution system can also be installed vertically in XL³ S 4000 enclosures.



XL³ S 160 - 24 modules per row

“ready to use” metal distribution cabinets



3 372 04



3 372 24

Technical characteristics p. 17

Cabinets supplied with rails fitted (150 mm fixing centres) and full height faceplates
 Doors and terminal blocks to be ordered separately
 Take DPX³ 160 and modular protection devices
 Used to create assemblies certified IEC 61439-2 and -3
 IP 40 with door
 IP 30 without door
 Cut-outs in top and bottom for feeding cables through
 Can take Lina 25 ducting

Pack Cat.Nos Surface mounting 24-module per row cabinets

Pack	Cat.Nos	Number of rows	Number of modules	Height (mm)	Width (mm)	Depth (mm)	Faceplates and body: RAL 9003
1	3 372 02	2	48	440	595	135	
1	3 372 03	3	72	590	595	135	
1	3 372 04	4	96	740	595	135	
1	3 372 05	5	120	890	595	135	
1	3 372 06	6	144	1040	595	135	
1	3 372 07	7	168	1190	595	135	
1	3 372 08	8	192	1340	595	135	

Pack Cat.Nos Flush-mounting 24-module per row cabinets

Pack	Cat.Nos	Number of rows	Number of modules	Height (mm)	Width (mm)	Depth (mm)	Supplied with fixing lugs Faceplates: RAL 9003
1	3 372 22	2	48	512	667	138	
1	3 372 23	3	72	662	667	138	
1	3 372 24	4	96	812	667	138	
1	3 372 25	5	120	962	667	138	
1	3 372 26	6	144	1112	667	138	
1	3 372 27	7	168	1262	667	138	
1	3 372 28	8	192	1412	667	138	

XL³ S 160 - 36 modules per row

“ready to use” metal distribution cabinets



3 372 14



3 372 34

Technical characteristics p. 17

Cabinets supplied with rails fitted (150 mm fixing centres) and full height faceplates
 Doors and terminal blocks to be ordered separately
 Take DPX³ 160 and modular protection devices
 Used to create assemblies certified IEC 61439-2 and -3
 IP 40 with door
 IP 30 without door
 Cut-outs in top and bottom for feeding cables through
 Can take Lina 25 ducting

Surface mounting 36-module per row cabinets

Pack	Cat.Nos	Number of rows	Number of modules	Height (mm)	Width (mm)	Depth (mm)	Faceplates and body: RAL 9003
1	3 372 14	4	144	740	810	135	
1	3 372 15	5	180	890	810	135	
1	3 372 16	6	216	1040	810	135	
1	3 372 17	7	252	1190	810	135	
1	3 372 18	8	288	1340	810	135	

Flush-mounting 36-module per row cabinets

Pack	Cat.Nos	Number of rows	Number of modules	Height (mm)	Width (mm)	Depth (mm)	Supplied with fixing lugs Faceplates: RAL 9003
1	3 372 34	4	144	812	883	138	
1	3 372 35	5	180	962	883	138	
1	3 372 36	6	216	1112	883	138	
1	3 372 37	7	252	1262	883	138	
1	3 372 38	8	288	1412	883	138	

XL³ S 160

equipment and accessories



3 372 54



3 372 64



3 372 74



3 372 84



0 203 99

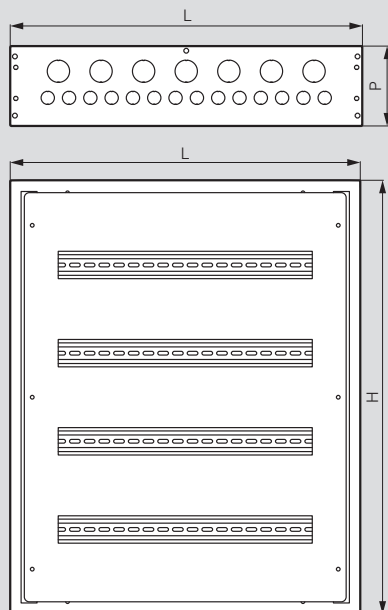
Pack	Cat.Nos	Metal doors
		Supplied with handle Cat.No 3 397 10
		For cabinets with 24 modules per row
		For cabinet (no. of modules)
1	3 372 52	2 x 24
1	3 372 53	3 x 24
1	3 372 54	4 x 24
1	3 372 55	5 x 24
1	3 372 56	6 x 24
1	3 372 57	7 x 24
1	3 372 58	8 x 24
		For cabinets with 36 modules per row
1	3 372 64	4 x 36
1	3 372 65	5 x 36
1	3 372 66	6 x 36
1	3 372 67	7 x 36
1	3 372 68	8 x 36
		Glass doors
		For cabinets with 24 modules per row
		For cabinet (no. of modules)
1	3 372 72	2 x 24
1	3 372 73	3 x 24
1	3 372 74	4 x 24
1	3 372 75	5 x 24
1	3 372 76	6 x 24
1	3 372 77	7 x 24
1	3 372 78	8 x 24
		For cabinets with 36 modules per row
1	3 372 84	4 x 36
1	3 372 85	5 x 36
1	3 372 86	6 x 36
1	3 372 87	7 x 36
1	3 372 88	8 x 36
		Replacement handle for doors
1	3 397 10	Handle for XL ³ S 160 door
1	3 397 15	Locking handle no. 405 Supplied with a set of 2 keys
		Accessories
1	3 374 04	Joining kit For connecting two XL ³ S 160 cabinets vertically
1	3 374 00	Wall mounting lugs Set of 4 lugs for wall mounting
1	3 374 06	Fixing kit for hollow partition Kit for fixing XL ³ S 160 flush-mounting cabinets in hollow partitions
1	3 374 05	Fixing support for ducting Set of 2 supports
		Fixing plate and faceplate for DPX³ 160
1	3 374 10	For XL ³ S 160 cabinets with 24 modules per row
1	3 374 11	For XL ³ S 160 cabinets with 36 modules per row

Pack	Cat.Nos	Self-adhesive document holders for plans
		Open - RAL 7035
		External dimensions
20	0 365 80	Height (mm) Width (mm)
		235 340
20	0 365 81	165 260
		Internal dimensions
		Height (mm) Width (mm) Depth (mm)
		200 310 18
		130 230 18
		Closed - RAL 7035
1	0 365 82	Rigid, plastic, IP 50 Internal dimensions: 324 x 120 x 18 mm
		Transparent
10	0 097 99	Soft plastic, A4 - 305 x 220 mm
		Rail height spacer
1	3 382 40	Used to combine modular devices and DPX ³ 160/250 on the same rail
1	3 382 41	Used to combine modular devices and DRX on the same rail
1	3 382 42	Used to combine DRX and DPX ³ 160/250 on the same rail
		White RAL 9003 blanking plates
20	0 016 60	5 modules. Separable into modules or half-modules
20	3 397 54	24 modules, untapped blanking panel which can be cut as required
		Clip-on holders for self-adhesive labels
		Supplied with sheet of labels for marking rows on faceplate
10	3 397 55	24 modules
10	3 397 56	36 modules
		Connection of protective conductors
		Additional brass bar
		For protective conductor. Fits using the lugs supplied
1	0 373 00	For 24-module width cabinet
1	3 397 57	For 36-module width cabinet
		Equipotential link conductor
1	3 397 53	Length 350 mm. Cross-section 6 mm ²

XL³ S 160

technical characteristics

■ Dimensions of surface mounting cabinets



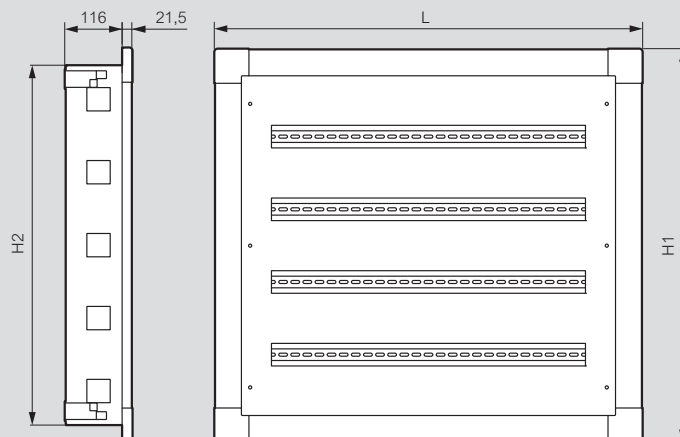
24-module cabinets

Cat.Nos	H (mm)	W (mm)	D (mm)
3 372 02	440	595	135
3 372 03	590	595	135
3 372 04	740	595	135
3 372 05	890	595	135
3 372 06	1040	595	135
3 372 07	1190	595	135
3 372 08	1340	595	135

36-module cabinets

Cat.Nos	H (mm)	W (mm)	D (mm)
3 372 14	740	810	135
3 372 15	890	810	135
3 372 16	1040	810	135
3 372 17	1190	810	135
3 372 18	1340	810	135

■ Dimensions of flush-mounting cabinets



24-module cabinets

Cat.Nos	H1 (mm)	H2 (mm)	W (mm)
3 372 22	512	440	667
3 372 23	662	590	667
3 372 24	812	740	667
3 372 25	962	890	667
3 372 26	1112	1040	667
3 372 27	1262	1190	667
3 372 28	1412	1340	667

36-module cabinets

Cat.Nos	H1 (mm)	H2 (mm)	W (mm)
3 372 34	812	740	883
3 372 35	962	890	883
3 372 36	1112	1040	883
3 372 37	1262	1190	883
3 372 38	1412	1340	883

DEVICE	CABINET	POSITION	CONFIGURATION	
			FIXING ON RAIL	
MCBs	16 modules wide	Vertical	-	
	24 modules wide	Vertical	-	
	36 modules wide	Vertical	-	
DPX ³ 160	16 modules wide	Vertical	Without side motor-driven handle	
		Vertical	With e.l.c.bs without side motor-driven handle	
		Vertical	With side motor-driven handle	
	24 modules wide	Vertical	Without side motor-driven handle	
		Vertical	With e.l.c.bs without side motor-driven handle	
		Vertical	With side motor-driven handle	
	36 modules wide	Vertical	Without side motor-driven handle	
		Vertical	With e.l.c.bs without side motor-driven handle	
		Vertical	With side motor-driven handle	
DPX ³ 250	16 modules wide	Vertical	Without side motor-driven handle	
		Vertical	With e.l.c.bs without side motor-driven handle	
		Vertical	With side motor-driven handle	
		Vertical	With e.l.c.bs and terminal shield	
	24 modules wide	Vertical	Without side motor-driven handle	
		Vertical	With e.l.c.bs without side motor-driven handle	
		Vertical	With side motor-driven handle	
		Vertical	With e.l.c.bs and terminal shield	
	36 modules wide	Vertical	Without side motor-driven handle	
		Vertical	With e.l.c.bs without side motor-driven handle	
		Vertical	With side motor-driven handle	
		Vertical	With e.l.c.bs and terminal shield	
DPX ³ 160	FIXING ON PLATE			
	16 modules wide	Horizontal	3P	
			4P with or without e.l.c.bs	
	24 modules wide	Horizontal	3P	
	36 modules wide	Horizontal	4P with or without e.l.c.bs	
			3P	
	16 modules wide	Vertical	4P with or without e.l.c.bs	
			3P or 4P	
	24 modules wide	Vertical	4P with e.l.c.bs	
			3P	
	36 modules wide	Vertical	4P	
			4P with e.l.c.bs	
	DPX ³ 250	16 modules wide	Horizontal	3P
			Horizontal	3P or 4P with or without e.l.c.bs
			Horizontal	3P
24 modules wide		Horizontal	3P or 4P with or without e.l.c.bs	
		Horizontal	3P	
		Horizontal	3P or 4P with or without e.l.c.bs	
36 modules wide		Vertical	3P or 4P	
			4P with e.l.c.bs	
			3P	
16 modules wide	Vertical	4P		
		4P with e.l.c.bs		
		3P		
24 modules wide	Vertical	4P		
		4P with e.l.c.bs		
		3P		
36 modules wide	Vertical	4P		
		4P with e.l.c.bs		
		3P		
DRX 250 HP	16 modules wide	Horizontal	3P	
		Horizontal	4P with or without e.l.c.bs	
		Horizontal	3P	
	24 modules wide	Horizontal	4P with or without e.l.c.bs	
			3P	
	36 modules wide	Horizontal	4P with or without e.l.c.bs	
			3P	
16 modules wide	Vertical	4P with or without e.l.c.bs		
		3P		
24 modules wide	Vertical	4P with or without e.l.c.bs		
		3P		
36 modules wide	Vertical	4P with or without e.l.c.bs		
		3P		

	FIXING DEVICES			FACEPLATES	
	RAIL	PLATE	BRACKETS FIXING ON RAIL	HEIGHT (mm)	
3 382 20	-	-	-	150	3 382 51
3 382 23	-	-	-	150	3 382 52
3 382 26	-	-	-	150	3 382 53
3 382 20 + 4 210 71	-	-	-	300	3 382 71
3 382 20 + 4 210 73	-	-	-	300	3 382 71
3 382 20 + 4 210 68	-	-	-	300	3 382 71
3 382 23 + 4 210 71	-	-	-	300	3 382 72
3 382 23 + 4 210 73	-	-	-	300	3 382 72
3 382 23 + 4 210 68	-	-	-	300	3 382 72
3 382 26 + 4 210 71	-	-	-	300	3 382 73
3 382 26 + 4 210 73	-	-	-	300	3 382 73
3 382 26 + 4 210 68	-	-	-	300	3 382 73
3 382 20 + 4 210 72	-	-	-	300	3 382 71
3 382 20 + 4 210 74	-	-	-	300	3 382 71
3 382 20 + 4 210 69	-	-	-	300	3 382 71
3 382 20 + 4 210 74	-	-	-	400	3 382 81
3 382 23 + 4 210 72	-	-	-	300	3 382 72
3 382 23 + 4 210 74	-	-	-	300	3 382 72
3 382 23 + 4 210 69	-	-	-	300	3 382 72
3 382 23 + 4 210 74	-	-	-	400	3 382 82
3 382 26 + 4 210 72	-	-	-	300	3 382 73
3 382 26 + 4 210 74	-	-	-	300	3 382 73
3 382 26 + 4 210 69	-	-	-	300	3 382 73
3 382 26 + 4 210 74	-	-	-	400	3 382 83
			FIXING ON PLATE		
-	3 383 00	-	-	100	3 383 50
-	3 383 01	-	-	150	3 383 51
-	3 383 03	-	-	100	3 383 53
-	3 383 04	-	-	150	3 383 54
-	3 383 06	-	-	100	3 383 56
-	3 383 07	-	-	150	3 383 57
-	3 383 20	-	-	300	3 382 71
-	3 383 21	-	-	300	3 382 71
-	3 383 23	-	-	300	3 382 72
-	3 383 24	-	-	300	3 382 72
-	3 383 25	-	-	300	3 382 72
-	3 383 26	-	-	300	3 382 73
-	3 383 27	-	-	300	3 382 73
-	3 383 28	-	-	300	3 382 73
-	3 384 00	-	-	150	3 384 50
-	3 384 01	-	-	200	3 384 51
-	3 384 03	-	-	150	3 384 53
-	3 384 04	-	-	200	3 384 54
-	3 384 06	-	-	150	3 384 56
-	3 384 07	-	-	200	3 384 57
-	3 384 20	-	-	300	3 382 71
-	3 384 21	-	-	300	3 382 71
-	3 384 23	-	-	300	3 382 72
-	3 384 24	-	-	300	3 382 72
-	3 384 25	-	-	300	3 382 72
-	3 384 26	-	-	300	3 382 73
-	3 384 27	-	-	300	3 382 73
-	3 384 28	-	-	300	3 382 73
-	3 386 00	-	-	150	3 384 50
-	3 386 01	-	-	200	3 384 51
-	3 386 03	-	-	150	3 384 53
-	3 386 04	-	-	200	3 383 54
-	3 386 06	-	-	150	3 384 56
-	3 386 07	-	-	200	3 384 57
-	3 386 20	-	-	300	3 382 71
-	3 386 21	-	-	300	3 382 71
-	3 386 23	-	-	300	3 382 72
-	3 386 24	-	-	300	3 382 72
-	3 386 26	-	-	300	3 382 73
-	3 386 27	-	-	300	3 382 73

DEVICE	CABINET	POSITION	CONFIGURATION
			FIXING ON RAIL
DPX ³ 250 HP	16 modules wide	Horizontal	3P 4P with or without e.l.c.bs
	24 modules wide	Horizontal	3P 4P with or without e.l.c.bs
	36 modules wide	Horizontal	3P 4P with or without e.l.c.bs
	16 modules wide	Vertical	3P 4P with or without e.l.c.bs
	24 modules wide	Vertical	3P 4P with or without e.l.c.bs
	36 modules wide	Vertical	3P 4P with or without e.l.c.bs
DPX-IS 250	24 modules wide	Horizontal	3P or 4P
	36 modules wide	Horizontal	3P or 4P
	16 modules wide	Vertical	3P or 4P
	24 modules wide	Vertical	3P or 4P
	36 modules wide	Vertical	3P or 4P
DPX ³ 630	16 modules wide	Horizontal	3P 4P without e.l.c.bs
	24 modules wide	Horizontal	3P 4P without e.l.c.bs
	36 modules wide	Horizontal	3P 4P without e.l.c.bs 4P with e.l.c.bs
	16 modules wide	Vertical	3P/4P without e.l.c.bs 4P with e.l.c.bs
	24 modules wide	Vertical	3P/4P without e.l.c.bs 4P with e.l.c.bs
	36 modules wide	Vertical	3P/4P without e.l.c.bs 4P with e.l.c.bs
DPX-IS 630	24 modules wide	Horizontal	3P or 4P
	36 modules wide	Horizontal	3P or 4P
	16 modules wide	Vertical	3P or 4P
	24 modules wide	Vertical	3P or 4P
	36 modules wide	Vertical	3P or 4P
SPX 000	16 modules wide	Vertical	3P
	24 modules wide	Vertical	3P
	36 modules wide	Vertical	3P
SPX 00	16 modules wide	Vertical	3P
	24 modules wide	Vertical	3P
	36 modules wide	Vertical	3P
SPX 1	16 modules wide	Vertical	3P
	24 modules wide	Vertical	3P
	36 modules wide	Vertical	3P
SPX 2	16 modules wide	Vertical	3P
	24 modules wide	Vertical	3P
	36 modules wide	Vertical	3P
SPX 3	24 modules wide	Vertical	3P
	36 modules wide	Vertical	3P
SPX-D 160	16 modules wide	Vertical	3P or 4P
	24 modules wide	Vertical	3P or 4P
	36 modules wide	Vertical	3P or 4P
FIXING ON BUSBARS			
SPX 000	16 modules wide	Vertical	3P
	24 modules wide	Vertical	3P
	36 modules wide	Vertical	3P
SPX 00	16 modules wide	Vertical	3P
	24 modules wide	Vertical	3P
	36 modules wide	Vertical	3P
SPX 1	16 modules wide	Vertical	3P
	24 modules wide	Vertical	3P
	36 modules wide	Vertical	3P
SPX 2	16 modules wide	Vertical	3P
	24 modules wide	Vertical/Horizontal ⁽¹⁾	3P
	36 modules wide	Vertical/Horizontal ⁽²⁾	3P
SPX 3	24 modules wide	Vertical/Horizontal ⁽¹⁾	3P
	36 modules wide	Vertical/Horizontal ⁽²⁾	3P

1: With crosspiece Cat.No 3 379 81
2: With crosspiece Cat.No 3 379 82

RAIL	FIXING DEVICES		FACEPLATES	
	PLATE	BRACKETS	HEIGHT (mm)	
		FIXING ON RAIL		
-	3 386 00	-	150	3 386 50
-	3 386 01	-	200	3 386 51
-	3 386 03	-	150	3 386 53
-	3 386 04	-	200	3 386 54
-	3 386 06	-	150	3 386 56
-	3 386 07	-	200	3 386 57
-	3 386 20	-	300	3 386 70
-	3 386 21	-	300	3 386 71
-	3 386 23	-	300	3 386 73
-	3 386 24	-	300	3 386 74
-	3 386 26	-	300	3 386 76
-	3 386 27	-	300	3 386 77
-	3 389 02	-	300	3 389 42
-	3 389 04	-	300	3 389 44
-	3 389 20	-	300	3 382 71
-	3 389 22	-	300	3 382 72
-	3 389 24	-	300	3 382 73
-	3 387 00	-	150	3 387 50
-	3 387 01	-	200	3 387 51
-	3 387 03	-	150	3 387 53
-	3 387 04	-	200	3 387 54
-	3 387 06	-	150	3 387 56
-	3 387 07	-	200	3 387 57
-	3 387 07	-	200	3 387 58
-	3 387 20	-	400	3 387 70
-	3 387 21	-	600	3 387 71
-	3 387 24	-	400	3 387 74
-	3 387 25	-	600	3 387 75
-	3 387 27	-	400	3 387 77
-	3 387 28	-	600	3 387 78
-	3 390 02	-	300	3 390 41
-	3 390 14	-	300	3 390 43
-	3 390 20	-	400	3 390 50
-	3 390 22	-	400	3 390 52
-	3 390 24	-	400	3 390 54
-	3 392 60	-	300	3 392 70
-	3 392 61	-	300	3 392 71
-	3 392 62	-	300	3 392 72
-	3 392 60	-	300	3 393 00
-	3 392 61	-	300	3 393 01
-	3 392 62	-	300	3 393 02
-	3 393 20	-	400	3 393 30
-	3 393 21	-	400	3 393 31
-	3 393 22	-	400	3 393 32
-	3 393 50	-	400	3 393 60
-	3 393 51	-	400	3 393 61
-	3 393 52	-	400	3 393 62
-	3 393 81	-	400	3 393 91
-	3 393 82	-	400	3 393 92
-	3 394 60	-	300	3 394 71
-	3 394 61	-	300	3 394 73
-	3 394 62	-	300	3 394 75
		FIXING ON BUSBARS		
-	-	3 392 50	300	3 392 70
-	-	3 392 50	300	3 392 71
-	-	3 392 50	300	3 392 72
-	-	3 392 50	300	3 393 00
-	-	3 392 50	300	3 393 01
-	-	3 392 50	300	3 393 02
-	-	3 392 50	400	3 393 30
-	-	3 392 50	400	3 393 31
-	-	3 392 50	400	3 393 32
-	-	3 392 50	400	3 393 60
-	-	3 392 50	400	3 393 61
-	-	3 392 50	400	3 393 62
-	-	3 392 50	400	3 393 91
-	-	3 392 50	400	3 393 92

XL³ S 630

distribution enclosures



Technical characteristics p. 31

Enclosures equipped with functional uprights and supplied with fixing supports for faceplates (fixing accessories for faceplates to be ordered separately p. 29)
 Doors and side panels to be ordered separately
 Take protection devices up to 630 A
 Used to create assemblies certified IEC 61439-2
 IP 40 with door
 IP 30 without door
 Removable, separable top and bottom panels
 Can take Lina 25 ducting and IP 55 Cabstop cable gland plates (p. 30)

Pack	Cat.Nos	Enclosures				
		16 modules wide				
		Faceplates: RAL 9003 Body: RAL 7016				
		Height (mm)		Width (mm)		Depth (mm)
		total	faceplate	total	usable	
1	3 375 21	824	750	454	350	249
1	3 375 31	974	900	454	350	249
1	3 375 41	1124	1050	454	350	249
1	3 375 51	1274	1200	454	350	249
1	3 375 61	1424	1350	454	350	249
1	3 375 71	1574	1500	454	350	249
1	3 375 81	1724	1650	454	350	249
1	3 375 91	1874	1800	454	350	249
1	3 376 01	2024	1950	454	350	249
1	3 376 11	2174	2100	454	350	249
1	3 376 21	2324	2250	454	350	249
		24 modules wide				
1	3 375 22	824	750	604	574	249
1	3 375 32	974	900	604	574	249
1	3 375 42	1124	1050	604	574	249
1	3 375 52	1274	1200	604	574	249
1	3 375 62	1424	1350	604	574	249
1	3 375 72	1574	1500	604	574	249
1	3 375 82	1724	1650	604	574	249
1	3 375 92	1874	1800	604	574	249
1	3 376 02	2024	1950	604	574	249
1	3 376 12	2174	2100	604	574	249
1	3 376 22	2324	2250	604	574	249
		36 modules wide				
1	3 375 23	824	750	804	774	249
1	3 375 33	974	900	804	774	249
1	3 375 43	1124	1050	804	774	249
1	3 375 53	1274	1200	804	774	249
1	3 375 63	1424	1350	804	774	249
1	3 375 73	1574	1500	804	774	249
1	3 375 83	1724	1650	804	774	249
1	3 375 93	1874	1800	804	774	249
1	3 376 03	2024	1950	804	774	249
1	3 376 13	2174	2100	804	774	249
1	3 376 23	2324	2250	804	774	249

Pack	Cat.Nos	Internal cable sleeves			
		Internal cable sleeve kits			
		For mounting on either the right or left inside XL ³ S 630 enclosures			
		Height (mm)			
		total	faceplate		
1	3 379 32	824	750		
1	3 379 33	974	900		
1	3 379 34	1124	1050		
1	3 379 35	1274	1200		
1	3 379 36	1424	1350		
1	3 379 37	1574	1500		
1	3 379 38	1724	1650		
1	3 379 39	1874	1800		
1	3 379 40	2024	1950		
1	3 379 41	2174	2100		
1	3 379 42	2324	2250		


Pack	Cat.Nos	External cable sleeves			
		Side cable sleeves			
		Fitted on either the right or left of enclosures using joining kits Cat.Nos 3 379 49/50			
		Height (mm)	Width (mm)	Depth (mm)	
		total	faceplate	total	
1	3 375 20	824	750	324	249
1	3 375 30	974	900	324	249
1	3 375 40	1124	1050	324	249
1	3 375 50	1274	1200	324	249
1	3 375 60	1424	1350	324	249
1	3 375 70	1574	1500	324	249
1	3 375 80	1724	1650	324	249
1	3 375 90	1874	1800	324	249
1	3 376 00	2024	1950	324	249
1	3 376 10	2174	2100	324	249
1	3 376 20	2324	2250	324	249

Pack	Cat.Nos	Side panels	
		Set of 2 panels	
		For cabinets or cable sleeves with faceplate height (mm)	
1	3 378 62	750	
1	3 378 63	900	
1	3 378 64	1050	
1	3 378 65	1200	
1	3 378 66	1350	
1	3 378 67	1500	
1	3 378 68	1650	
1	3 378 69	1800	
1	3 378 70	1950	
1	3 378 71	2100	
1	3 378 72	2250	

Functional uprights for internal cable sleeves p. 24

XL³ S 630

doors for enclosures



Pack	Cat.Nos	Metal doors for XL ³ S 630 enclosures
		16 modules wide
		Supplied with fixed handle Key barrel to be ordered separately 2 or 3 locking points (depending on door height) For cabinets with faceplate height (mm)
1	3 376 41	750
1	3 376 51	900
1	3 376 61	1050
1	3 376 71	1200
1	3 376 81	1350
1	3 376 91	1500
1	3 377 01	1650
1	3 377 11	1800
1	3 377 21	1950
1	3 377 31	2100
1	3 377 41	2250
		24 modules wide
1	3 376 42	750
1	3 376 52	900
1	3 376 62	1050
1	3 376 72	1200
1	3 376 82	1350
1	3 376 92	1500
1	3 377 02	1650
1	3 377 12	1800
1	3 377 22	1950
1	3 377 32	2100
1	3 377 42	2250
		36 modules wide
1	3 376 43	750
1	3 376 53	900
1	3 376 63	1050
1	3 376 73	1200
1	3 376 83	1350
1	3 376 93	1500
1	3 377 03	1650
1	3 377 13	1800
1	3 377 23	1950
1	3 377 33	2100
1	3 377 43	2250

Pack	Cat.Nos	Glass doors for XL ³ S 630 enclosures
		16 modules wide
		Supplied with fixed handle Key barrel to be ordered separately 2 or 3 locking points (depending on door height) For cabinets with faceplate height (mm)
1	3 377 51	750
1	3 377 61	900
1	3 377 71	1050
1	3 377 81	1200
1	3 377 91	1350
1	3 378 01	1500
1	3 378 11	1650
1	3 378 21	1800
1	3 378 31	1950
1	3 378 41	2100
1	3 378 51	2250
		24 modules wide
1	3 377 52	750
1	3 377 62	900
1	3 377 72	1050
1	3 377 82	1200
1	3 377 92	1350
1	3 378 02	1500
1	3 378 12	1650
1	3 378 22	1800
1	3 378 32	1950
1	3 378 42	2100
1	3 378 52	2250
		36 modules wide
1	3 377 53	750
1	3 377 63	900
1	3 377 73	1050
1	3 377 83	1200
1	3 377 93	1350
1	3 378 03	1500
1	3 378 13	1650
1	3 378 23	1800
1	3 378 33	1950
1	3 378 43	2100
1	3 378 53	2250

XL³ S 630

equipment



Metal doors for XL³ S 630 cable sleeves

Pack	Cat.Nos	Description
		Supplied with fixed handle Key barrel to be ordered separately 2 or 3 locking points (depending on door height) For cable sleeves with faceplate height (mm)
1	3 376 40	750
1	3 376 50	900
1	3 376 60	1050
1	3 376 70	1200
1	3 376 80	1350
1	3 376 90	1500
1	3 377 00	1650
1	3 377 10	1800
1	3 377 20	1950
1	3 377 30	2100
1	3 377 40	2250

Replacement handles for doors

1	3 397 11	For XL ³ S 630 with faceplate height 750 to 1200 mm
1	3 397 12	For XL ³ S 630 with faceplate height 1350 to 2250 mm
1	3 397 16	Locking handle no. 405 for XL ³ S 630 with faceplate height 750 to 1200 mm Supplied with a set of 2 keys
1	3 397 17	Locking handle no. 405 for XL ³ S 630 with faceplate height 1350 to 2250 mm Supplied with a set of 2 keys

Faceplate for cable sleeves

For external cable sleeves

1	3 378 82	750
1	3 378 84	900
1	3 378 86	1050
1	3 378 88	1200
1	3 378 90	1350
1	3 378 92	1500
1	3 378 94	1650
1	3 378 96	1800
1	3 378 98	1950
1	3 379 00	2100
1	3 379 02	2250

For internal cable sleeves

1	3 379 12	750
1	3 379 13	900
1	3 379 14	1050
1	3 379 15	1200
1	3 379 16	1350
1	3 379 17	1500
1	3 379 18	1650
1	3 379 19	1800
1	3 379 20	1950
1	3 379 21	2100
1	3 379 22	2250

Wall mounting

1	3 379 52	Set of 4 lugs for wall mounting
---	----------	---------------------------------

Functional uprights for external cable sleeves

Pack	Cat.Nos	Description
		For fixing equipment in external cable sleeves For cable sleeves with faceplate height (mm)
1	3 379 86	750
1	3 379 87	900
1	3 379 88	1050
1	3 379 89	1200
1	3 379 90	1350
1	3 379 91	1500
1	3 379 92	1650
1	3 379 93	1800
1	3 379 94	1950
1	3 379 95	2100
1	3 379 96	2250

Plinths for XL³ S 630 and 4000 enclosures

Height 100 mm

Corner pieces for plinth

Set of 4 corner pieces

Finishing panel for plinth

Set of 2 plates

Length (mm)

1	3 382 05	300
1	3 382 01	350
1	3 382 02	450
1	3 382 03	600
1	3 382 04	800

Joining kits

1	3 379 50	For connecting two enclosures Joining screws for XL ³ S 630 and 4000 enclosures
1	3 379 49	Joining plates for XL ³ S 630 and 4000 enclosures (to be used to strengthen joining)

Seal for IP 43 protection

1	3 379 51	Supplied ready to use for XL ³ S 630 enclosures
---	----------	--

IP 30 finishing kits

Set of 2 finishing pieces
Allow 1 horizontal kit and 1 vertical kit per enclosure

Finishing kits - vertical mounting


For enclosures with faceplate height (mm)









1	3 379 60	750
1	3 379 61	900
1	3 379 62	1050
1	3 379 63	1200
1	3 379 64	1350
1	3 379 65	1500
1	3 379 66	1650
1	3 379 67	1800
1	3 379 68	1950
1	3 379 69	2100
1	3 379 70	2250

Finishing kits - horizontal mounting


1	3 379 72	For 16-module enclosures
1	3 379 73	For 24-module enclosures
1	3 379 74	For 36-module enclosures
1	3 379 71	For cable sleeves

XL³ S 630 - equipment for mounting modular devices and DPX³ on a rail



Pack	Cat.Nos	3-position  rails
		Used for mounting modular devices or DPX ³ 160/250 equipped with adaptors for 
1	3 382 20	For 16-module enclosure
1	3 382 23	For 24-module enclosure
1	3 382 26	For 36-module enclosure
		Rail height spacer
1	3 382 40	Used to combine modular devices and DPX ³ 160/250 on the same rail
1	3 382 41	Used to combine modular devices and DRX on the same rail
1	3 382 42	Used to combine DRX and DPX ³ 160/250 on the same rail
		Adaptors for mounting DPX³ 160 and 250 on a 
		Used to mount DPX ³ on a 
1	4 210 71	For DPX ³ 160 without side motor-driven handle
1	4 210 73	For DPX ³ 160 with earth leakage module without side motor-driven handle
1	4 210 68	For all DPX ³ 160 with side motor-driven handle
1	4 210 72	For DPX ³ 250 without side motor-driven handle
1	4 210 74	For DPX ³ 250 with earth leakage module without side motor-driven handle
1	4 210 69	For all DPX ³ 250 with side motor-driven handle
		Window faceplates for modular devices
		Fixed with locking clips, 1/4 turn screws or screws
		Height 150 mm for modular devices
1	3 382 51	For 16-module enclosure
1	3 382 52	For 24-module enclosure 
1	3 382 53	For 36-module enclosure
		Height 200 mm for Vistop up to 160 A
1	3 382 61	For 16-module enclosure
1	3 382 62	For 24-module enclosure 
1	3 382 63	For 36-module enclosure
		Height 300 mm for DPX³ 160/250 and DPX-IS 250
1	3 382 71	For 16-module enclosure
1	3 382 72	For 24-module enclosure 
1	3 382 73	For 36-module enclosure
		Height 400 mm for DPX³ 250 with e.l.c.bs and terminal shields
1	3 382 81	For 16-module enclosure
1	3 382 82	For 24-module enclosure 
1	3 382 83	For 36-module enclosure

XL³ S 630 equipment for mounting DPX³ 160/250 on plate



Pack	Cat.Nos	Fixing plates for DPX ³ 160/250 - horizontal mounting
		DPX³ 160
1	3 383 00 3 383 01	For 16-module enclosure
1	3 383 03 3 383 04	For 24-module enclosure
1	3 383 06 3 383 07	For 36-module enclosure
		DPX³ 250
1	3 384 00 3 384 01	For 16-module enclosure
1	3 384 03 3 384 04	For 24-module enclosure
1	3 384 06 3 384 07	For 36-module enclosure
		Fixing plates for DPX³ 160/250 - vertical mounting
		DPX³ 160
1	3P/4P 3 383 20	For 16-module enclosure
1	3P 4P 3 383 23 3 383 24	For 24-module enclosure
1	3P 4P 3 383 26 3 383 27	For 36-module enclosure
		4P with e.l.c.bs
1	3 383 21	For 16-module enclosure
1	3 383 25	For 24-module enclosure
1	3 383 28	For 36-module enclosure
		DPX³ 250
1	3P/4P 3 384 20	For 16-module enclosure
1	3P 4P 3 384 23 3 384 24	For 24-module enclosure
1	3P 4P 3 384 26 3 384 27	For 36-module enclosure
		4P with e.l.c.bs
1	3 384 21	For 16-module enclosure
1	3 384 25	For 24-module enclosure
1	3 384 28	For 36-module enclosure

XL³ S 630

equipment for mounting DPX³ 160/250 on plate (continued)



3 383 50

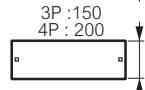
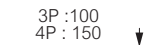


3 384 54




3 382 73

Pack	Cat.Nos	Faceplates for DPX ³ 160/250 & DRX 250 HP - horizontal mounting
		Fixed with locking clips, 1/4 turn screws or screws
		DPX³ 160
	3P/4P	
1	3 383 50 3 383 51	For 16-module enclosure
1	3 383 53 3 383 54	For 24-module enclosure
1	3 383 56 3 383 57	For 36-module enclosure
		DPX³ 250 - DRX 250 HP
1	3 384 50 3 384 51	For 16-module enclosure
1	3 384 53 3 384 54	For 24-module enclosure
1	3 384 56 3 384 57	For 36-module enclosure



Pack	Cat.Nos	Faceplates for DPX ³ 160/250 & DRX 250 HP - vertical mounting
		Fixed with locking clips, 1/4 turn screws or screws
		Height 300 mm
1	3 382 71	For 16-module enclosure
1	3 382 72	For 24-module enclosure
1	3 382 73	For 36-module enclosure



XL³ S 630

equipment for mounting DRX/DPX³ 250 HP on plate



3 386 03



3 386 01



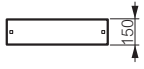
3 386 56

Pack	Cat.Nos	Reduced height fixing plates for DRX/DPX ³ 250 HP - horizontal mounting
	3P	
1	3 386 00	For 16-module enclosure
1	3 386 03	For 24-module enclosure
1	3 386 06	For 36-module enclosure

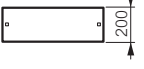
Pack	Cat.Nos	Fixing plates for DRX/DPX ³ 250 HP - horizontal mounting
	3P/4P	
1	3 386 01	For 16-module enclosure
1	3 386 04	For 24-module enclosure
1	3 386 07	For 36-module enclosure

Pack	Cat.Nos	Fixing plates for DRX/DPX ³ 250 HP - vertical mounting
	3P	DRX/DPX³ 250 HP
1	3 386 20	For 16-module enclosure
1	3 386 23	For 24-module enclosure
1	3 386 26	For 36-module enclosure
	4P	DRX/DPX³ 250 HP with or without e.l.c.bs
1	3 386 21	For 16-module enclosure
1	3 386 24	For 24-module enclosure
1	3 386 27	For 36-module enclosure

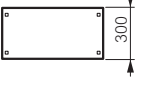
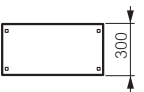
Pack	Cat.Nos	Faceplates for DPX ³ 250 HP - horizontal mounting
		Fixed with locking clips, 1/4 turn screws or screws
	3P	
1	3 386 50	For 16-module enclosure
1	3 386 53	For 24-module enclosure
1	3 386 56	For 36-module enclosure



Pack	Cat.Nos	Faceplates for DPX ³ 250 HP - horizontal mounting
		Fixed with locking clips, 1/4 turn screws or screws. For DRX/DPX ³ 250 HP with or without e.l.c.bs
	4P	
1	3 386 51	For 16-module enclosure
1	3 386 54	For 24-module enclosure
1	3 386 57	For 36-module enclosure




Pack	Cat.Nos	Faceplates for DPX ³ 250 HP - vertical mounting
		Fixed with locking clips, 1/4 turn screws or screws
	3P	DPX³ 250 HP
1	3 386 70	For 16-module enclosure
1	3 386 73	For 24-module enclosure
1	3 386 76	For 36-module enclosure
	4P	DPX³ 250 HP with or without e.l.c.bs
1	3 386 71	For 16-module enclosure
1	3 386 74	For 24-module enclosure
1	3 386 77	For 36-module enclosure



XL³ S 630

equipment for mounting DPX-IS 250 on plate



3 389 20

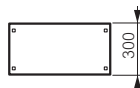


3 382 73

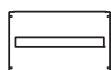
Pack	Cat.Nos	Fixing plates for DPX-IS 250 - horizontal mounting
1	3P/4P 3 389 02	For 24-module enclosure
1	3 389 04	For 36-module enclosure

Pack	Cat.Nos	Fixing plates for DPX-IS 250 - vertical mounting
1	3P/4P 3 389 20	For 16-module enclosure
1	3 389 22	For 24-module enclosure
1	3 389 24	For 36-module enclosure

Pack	Cat.Nos	Faceplates for DPX-IS 250 - horizontal mounting
1	3P/4P 3 389 42	Fixed with locking clips, 1/4 turn screws or screws For 24-module enclosure
1	3 389 44	For 36-module enclosure



Pack	Cat.Nos	Faceplates for DPX-IS 250 - vertical mounting
1	3P/4P 3 382 71	Fixed with locking clips, 1/4 turn screws or screws Height 300 mm For 16-module enclosure
1	3 382 72	For 24-module enclosure
1	3 382 73	For 36-module enclosure



XL³ S 630

equipment for mounting DPX³ 630 & DRX 630 on plate



3 387 00



3 387 20



3 387 53

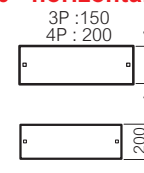


3 387 70


Pack	Cat.Nos	Fixing plates for DPX ³ 630 - horizontal mounting
1	3P 3 387 00	For 16-module enclosure
1	4P 3 387 03 3 387 04	For 24-module enclosure
1	3 387 06 3 387 07	For 36-module enclosure

Pack	Cat.Nos	Fixing plates for DPX ³ 630 & DRX 630 - vertical mounting
1	3P/4P 3 387 20	Without e.l.c.bs For 16-module enclosure
1	3 387 24	For 24-module enclosure
1	3 387 27	For 36-module enclosure
1	4P with e.l.c.bs 3 387 21	With e.l.c.bs For 16-module enclosure
1	3 387 25	For 24-module enclosure
1	3 387 28	For 36-module enclosure

Pack	Cat.Nos	Faceplates for DPX ³ 630 - horizontal mounting
1	3P 3 387 50 3 387 51	Without e.l.c.bs For 16-module enclosure
1	3 387 53 3 387 54	For 24-module enclosure
1	3 387 56 3 387 57	For 36-module enclosure
1	4P with e.l.c.bs 3 387 58	With e.l.c.bs For 36-module enclosure




Pack	Cat.Nos	Faceplates for DPX ³ 630 - vertical mounting
1	3P/4P 3 387 70	Without e.l.c.bs For 16-module enclosure
1	3 387 74	For 24-module enclosure
1	3 387 77	For 36-module enclosure
1	4P with e.l.c.bs 3 387 71	With e.l.c.bs For 16-module enclosure
1	3 387 75	For 24-module enclosure
1	3 387 78	For 36-module enclosure

XL³ S 630

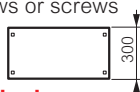
equipment for mounting DPX-IS 630 on plate




Pack	Cat.Nos	Fixing plates for DPX-IS 630 - horizontal mounting
1	3P/4P 3 390 02	For 24-module enclosure
1	3 390 14	For 36-module enclosure

Pack	Cat.Nos	Fixing plates for DPX-IS 630 - vertical mounting
1	3P/4P 3 390 20	For 16-module enclosure
1	3 390 22	For 24-module enclosure
1	3 390 24	For 36-module enclosure

Pack	Cat.Nos	Faceplates for DPX-IS 630 - horizontal mounting
1	3P/4P 3 390 41	Fixed with locking clips, 1/4 turn screws or screws For 24-module enclosure
1	3 390 43	For 36-module enclosure



Pack	Cat.Nos	Faceplates for DPX-IS 630 - vertical mounting
1	3P/4P 3 390 50	Fixed with locking clips, 1/4 turn screws or screws For 16-module enclosure
1	3 390 52	For 24-module enclosure
1	3 390 54	For 36-module enclosure



XL³ S 630 - equipment for mounting SPX and SPX-D

on busbars or plate



Pack	Cat.Nos	Fixing brackets for SPX isolating supports
1	3 392 50	Used to fix isolating supports Cat.No 6 052 46 for SPX on a busbar For SPX 000 to SPX 3 Cat.Nos 6 052 01/03/05/07/09

Pack	Cat.Nos	Fixing plates for SPX - vertical mounting
1	3 392 60	For SPX Cat.Nos 6 052 00/02 For 16-module enclosure
1	3 392 61	For 24-module enclosure
1	3 392 62	For 36-module enclosure

Pack	Cat.Nos	For SPX 1
1	3 393 20	For SPX Cat.No 6 052 04 For 16-module enclosure
1	3 393 21	For 24-module enclosure
1	3 393 22	For 36-module enclosure

Pack	Cat.Nos	For SPX 2
1	3 393 50	For SPX Cat.No 6 052 06 For 16-module enclosure
1	3 393 51	For 24-module enclosure
1	3 393 52	For 36-module enclosure

Pack	Cat.Nos	For SPX 3
1	3 393 81	For SPX Cat.No 6 052 08 For 24-module enclosure
1	3 393 82	For 36-module enclosure

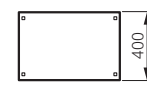
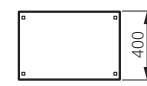
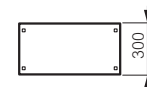
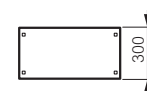
Pack	Cat.Nos	Faceplates for SPX - mounting vertical
1	3 392 70	Fixed with locking clips, 1/4 turn screws or screws For 16-module enclosure
1	3 392 71	For 24-module enclosure
1	3 392 72	For 36-module enclosure

Pack	Cat.Nos	For SPX 000
1	3 393 00	For 16-module enclosure
1	3 393 01	For 24-module enclosure
1	3 393 02	For 36-module enclosure

Pack	Cat.Nos	For SPX 00
1	3 393 30	For 16-module enclosure
1	3 393 31	For 24-module enclosure
1	3 393 32	For 36-module enclosure

Pack	Cat.Nos	For SPX 1
1	3 393 60	For 16-module enclosure
1	3 393 61	For 24-module enclosure
1	3 393 62	For 36-module enclosure

Pack	Cat.Nos	For SPX 2
1	3 393 91	For 16-module enclosure
1	3 393 92	For 24-module enclosure
1	3 393 92	For 36-module enclosure



XL³ S 630

equipment for mounting SPX and SPX-D on busbars or a plate (continued), universal plates and solid metal faceplates



3 393 95




3 394 61



3 394 73



3 395 40



3 395 60

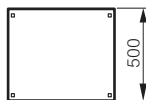
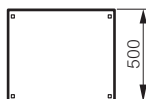


3 395 88



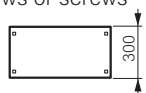
3 395 85

Pack	Cat.Nos	Faceplates for SPX - horizontal mounting
		Fixed with locking clips, 1/4 turn screws or screws
1	3 393 65	For SPX 2
1	3 393 66	For SPX Cat.No 6 052 06
		For 24-module enclosure
		For 36-module enclosure
1	3 393 95	For SPX 3
1	3 393 95	For SPX Cat.No 6 052 08
		For 24-module enclosure
		For 36-module enclosure



Pack	Cat.Nos	Fixing plates for SPX-D 160 - vertical mounting
1	3P/4P 3 394 60	For 16-module enclosure
1	3 394 61	For 24-module enclosure
1	3 394 62	For 36-module enclosure

Pack	Cat.Nos	Faceplates for SPX-D 160 - vertical mounting
1	3P/4P 3 394 71	Fixed with locking clips, 1/4 turn screws or screws
1	3 394 73	For 16-module enclosure
1	3 394 75	For 24-module enclosure
		For 36-module enclosure



Pack	Cat.Nos	Universal rails
1	3 382 43	For 16-module enclosure
1	3 382 44	For 24-module enclosure
1	3 382 45	For 36-module enclosure

Pack	Cat.Nos	Solid universal plates
		For 16-module enclosures
		Height (mm)
1	3 395 40	200
1	3 395 41	300
1	3 395 42	400
1	3 395 43	600
		For 24-module enclosures
1	3 395 44	200
1	3 395 45	300
1	3 395 46	400
1	3 395 47	600
		For 36-module enclosures
1	3 395 48	200
1	3 395 49	300
1	3 395 50	400
1	3 395 51	600

Pack	Cat.Nos	Perforated universal plates
		For 16-module enclosures
		Height (mm)
1	3 395 60	200
1	3 395 61	300
1	3 395 62	400
1	3 395 63	600
		For 24-module enclosures
1	3 395 64	200
1	3 395 65	300
1	3 395 66	400
1	3 395 67	600
		For 36-module enclosures
1	3 395 68	200
1	3 395 69	300
1	3 395 70	400
1	3 395 71	600

Pack	Cat.Nos	Universal support for cable sleeve
1	3 397 51	Vertical sloping support for cable sleeve

Pack	Cat.Nos	Solid metal faceplates
		Fixed with locking clips, 1/4 turn screws or screws
		Height 50 mm
		For enclosures (modules) Faceplate usable height (mm)
1	3 395 92	16 49
1	3 395 95	24 49
1	3 395 98	36 49
		Height 100 mm
1	3 395 93	16 99
1	3 395 96	24 99
1	3 395 99	36 99
		Height 150 mm
1	3 395 94	16 149
1	3 395 97	24 149
1	3 396 00	36 149
		Height 200 mm
1	3 395 80	16 199
1	3 395 84	24 199
1	3 395 88	36 199
		Height 300 mm
1	3 395 81	16 299
1	3 395 85	24 299
1	3 395 89	36 299
		Height 400 mm
1	3 395 82	16 399
1	3 395 86	24 399
1	3 395 90	36 399
		Height 600 mm
1	3 395 83	16 599
1	3 395 87	24 599
1	3 395 91	36 599

Pack	Cat.Nos	Fixing accessories for faceplates
1	3 397 00	Set of 100 locking clips for quick fixing
1	3 397 01	Set of 100 1/4 turn screws
1	3 397 02	Set of 100 screws

XL³ S 630

busbar supports and accessories (continued)



Technical characteristics [see e-catalogue](#)
 Busbar supports selection chart [p. 50 to 55](#)

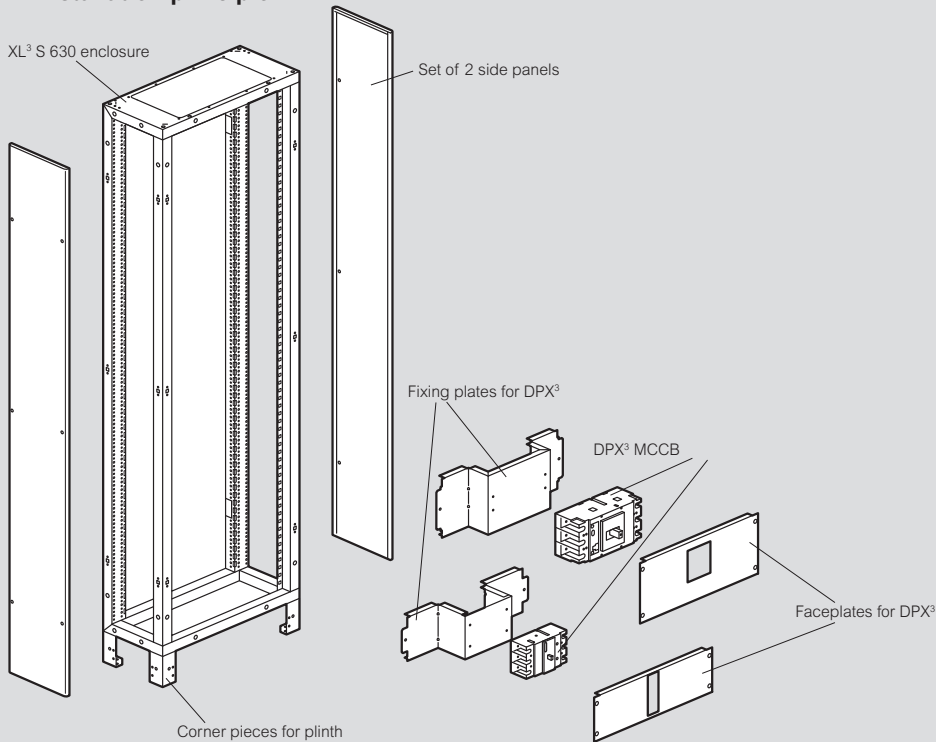
Pack	Cat.Nos	Busbar supports
		For copper busbars ≤ 400 A
1	3 399 00	Isolating support for flat copper bars 18 x 4, 25 x 4, 25 x 5 and 32 x 5 mm, in staggered position
1	3 399 01	Isolating support for flat copper bars 18 x 4, 25 x 5 and 32 x 5 mm, in aligned position
		For aluminium busbars ≤ 630 A
		Can take C-section aluminium bars Cat.Nos 4 044 30/31/32 (p. 55)
1	3 399 02	Isolating support for aluminium bars in staggered position
1	3 399 03	Lug type isolating support for aluminium bars in staggered position
1	3 399 04	Isolating support for aluminium bars in aligned position. Can be fixed on the functional uprights of the enclosures with the help of the crosspieces Cat. Nos 3 379 80/81/82 (to be ordered separately)
1	3 399 05	Lug type isolating support for aluminium bars in aligned position. Can be fixed on the functional uprights of the enclosures with the help of the crosspieces Cat.Nos 3 379 80/81/82 (to be ordered separately)
		For copper busbars ≤ 800 A
1	3 399 06	Isolating support for flat copper bars 18 x 4, 25 x 5, 32 x 5, 50 x 5 and 63 x 5 mm in sloping position When installed in XL ³ S 630 enclosures I ≤ 630 A
		Crosspieces
1	3 379 79	For external cable sleeves
1	3 397 37	For internal cable sleeves
1	3 379 80	For 16-module width enclosure / cable sleeve width: 450 mm
1	3 379 81	For 24-module width enclosure
1	3 379 82	For 36-module width enclosure
1	3 379 83	For depthwise installation (compatible with all XL ³ S 630 enclosures)
		Plate for 630 A aluminium busbar
1	0 373 84	Connection plate for aluminium busbar
		Earthing bar supports
1	3 397 21	For XL ³ S 630 and 4000 enclosures
		Connection of protection conductors
		Additional brass bar
		For protective conductor. Fits onto functional uprights using the lugs supplied
1	0 373 01	For 24-module width enclosure
1	3 397 57	For 36-module width enclosure
		Equipotential link conductor
1	3 397 53	Length 350 mm. Cross-section 6 mm ²
		White RAL 9003 blanking plates
20	0 016 60	5 modules, separable into modules or half-modules
20	3 397 54	24 modules, untapped blanking panel which can be cut as required
		Clip-on holders for self-adhesive labels
10	3 397 55	24 modules
10	3 397 56	36 modules

Pack	Cat.Nos	Fixing supports for Lina 25 ducting																				
1	3 397 58	Set of 2 supports Fits directly onto functional uprights																				
		Lifting rings																				
1	0 205 82	Set of 4 Maximum load of 340 kg per ring																				
		Self-adhesive document holders for plans																				
		Open - RAL 7035																				
		<table border="1"> <thead> <tr> <th colspan="2">External dimensions</th> <th colspan="3">Internal dimensions</th> </tr> <tr> <th>Height (mm)</th> <th>Width (mm)</th> <th>Height (mm)</th> <th>Width (mm)</th> <th>Depth (mm)</th> </tr> </thead> <tbody> <tr> <td>235</td> <td>340</td> <td>200</td> <td>310</td> <td>18</td> </tr> <tr> <td>165</td> <td>260</td> <td>130</td> <td>230</td> <td>18</td> </tr> </tbody> </table>	External dimensions		Internal dimensions			Height (mm)	Width (mm)	Height (mm)	Width (mm)	Depth (mm)	235	340	200	310	18	165	260	130	230	18
External dimensions		Internal dimensions																				
Height (mm)	Width (mm)	Height (mm)	Width (mm)	Depth (mm)																		
235	340	200	310	18																		
165	260	130	230	18																		
20	0 365 80																					
20	0 365 81																					
		Closed - RAL 7035																				
1	0 365 82	Rigid, plastic, IP 50 Int. dimensions: 324 x 120 x 18 mm																				
		Transparent																				
10	0 097 99	Soft plastic, A4 - 305 x 220 mm																				
		Cable glands plates																				
		Cable gland plates with foam seal																				
1	3 379 54	For cable sleeve																				
1	3 379 55	For 16-module width enclosure																				
1	3 379 56	For 24-module width enclosure																				
1	3 379 57	For 36-module width enclosure																				
		IP 55 Cabstop plates																				
		Cable gland plates																				
		Cable entries consisting of a cable clamp providing mechanical strength, and elastomer areas ensuring a tight seal. Can be pierced directly with the cable (no tool required). Fits the cable perfectly Cable can be replaced Flame-retardant polypropylene RAL 7035 2 mounting options: - directly on cabinet cable entry plates - on even surface with kit Cat.No 0 364 98 Supplied with: - locking caps which can be used to block up a pierced entry and guarantee IP 55 protection - cable release tools																				
		<table border="1"> <thead> <tr> <th>Number of entries Ø5 to 14 (mm)</th> <th>Number of entries Ø14 to 24 (mm)</th> <th>Number of spare entries</th> <th>Direct mounting on cable entry plates on Atlantic cabinets width (mm)</th> </tr> </thead> <tbody> <tr> <td>13</td> <td>1</td> <td>-</td> <td>300</td> </tr> <tr> <td>13</td> <td>1</td> <td>1</td> <td>400</td> </tr> <tr> <td>28</td> <td>2</td> <td>1</td> <td>500-1000</td> </tr> <tr> <td>28</td> <td>2</td> <td>2</td> <td>600-800-1200</td> </tr> </tbody> </table>	Number of entries Ø5 to 14 (mm)	Number of entries Ø14 to 24 (mm)	Number of spare entries	Direct mounting on cable entry plates on Atlantic cabinets width (mm)	13	1	-	300	13	1	1	400	28	2	1	500-1000	28	2	2	600-800-1200
Number of entries Ø5 to 14 (mm)	Number of entries Ø14 to 24 (mm)	Number of spare entries	Direct mounting on cable entry plates on Atlantic cabinets width (mm)																			
13	1	-	300																			
13	1	1	400																			
28	2	1	500-1000																			
28	2	2	600-800-1200																			
		Mounting kit																				
1	0 364 98	Kit for Cabstop plates For mounting 2 Cabstop plates: Cat.Nos 0 364 94 or 95, and 0 364 96 or 97 (above) Supplied with isolating screws. IP 55 maintained																				

XL³ S 630

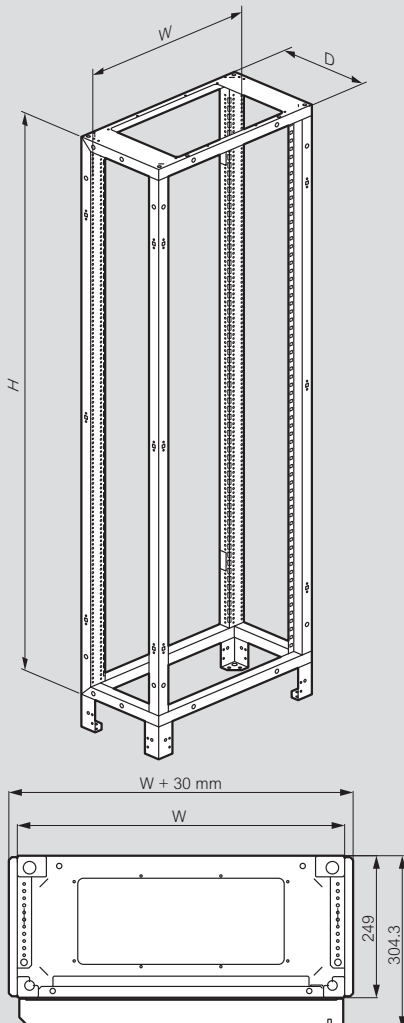
technical characteristics

Installation principle



Dimensions

Enclosures and external cable sleeves



16-module enclosures

Cat.Nos	External dimensions (mm)		
	W	H	D
3 375 21	424	824	249
3 375 31	424	974	249
3 375 41	424	1124	249
3 375 51	424	1274	249
3 375 61	424	1424	249
3 375 71	424	1574	249
3 375 81	424	1724	249
3 375 91	424	1874	249
3 376 01	424	2024	249
3 376 11	424	2174	249
3 376 21	424	2324	249

24-module enclosures

Cat.Nos	External dimensions (mm)		
	W	H	D
3 375 22	574	824	249
3 375 32	574	974	249
3 375 42	574	1124	249
3 375 52	574	1274	249
3 375 62	574	1424	249
3 375 72	574	1574	249
3 375 82	574	1724	249
3 375 92	574	1874	249
3 376 02	574	2024	249
3 376 12	574	2174	249
3 376 22	574	2324	249

36-module enclosures

Cat.Nos	External dimensions (mm)		
	W	H	D
3 375 23	774	824	249
3 375 33	774	974	249
3 375 43	774	1124	249
3 375 53	774	1274	249
3 375 63	774	1424	249
3 375 73	774	1574	249
3 375 83	774	1724	249
3 375 93	774	1874	249
3 376 03	774	2024	249
3 376 13	774	2174	249
3 376 23	774	2324	249

External cable sleeves

Cat.Nos	External dimensions (mm)		
	W	H	D
3 375 20	324	824	249
3 375 30	324	974	249
3 375 40	324	1124	249
3 375 50	324	1274	249
3 375 60	324	1424	249
3 375 70	324	1574	249
3 375 80	324	1724	249
3 375 90	324	1874	249
3 376 00	324	2024	249
3 376 10	324	2174	249
3 376 20	324	2324	249

DEVICE	ENCLOSURE	POSITION	CONFIGURATION
			FIXING ON RAIL
MCBs	16 modules wide	Vertical	-
	24 modules wide	Vertical	-
	36 modules wide	Vertical	-
DPX ³ 160	16 modules wide	Vertical	Without side motor-driven handle
		Vertical	With e.l.c.bs without side motor-driven handle
		Vertical	With side motor-driven handle
	24 modules wide	Vertical	Without side motor-driven handle
		Vertical	With e.l.c.bs without side motor-driven handle
		Vertical	With side motor-driven handle
	36 modules wide	Vertical	Without side motor-driven handle
		Vertical	With e.l.c.bs without side motor-driven handle
		Vertical	With side motor-driven handle
DPX ³ 250	16 modules wide	Vertical	Without side motor-driven handle
		Vertical	With e.l.c.bs without side motor-driven handle
		Vertical	With side motor-driven handle
		Vertical	With e.l.c.bs and terminal shield
	24 modules wide	Vertical	Without side motor-driven handle
		Vertical	With e.l.c.bs without side motor-driven handle
		Vertical	With side motor-driven handle
		Vertical	With e.l.c.bs and terminal shield
	36 modules wide	Vertical	Without side motor-driven handle
		Vertical	With e.l.c.bs without side motor-driven handle
		Vertical	With side motor-driven handle
		Vertical	With e.l.c.bs and terminal shield
DPX ³ 160	FIXING ON PLATE		
	16 modules wide	Horizontal/side uprights	3P
			4P with or without e.l.c.bs
	24 modules wide	Horizontal/side uprights	3P
			4P with or without e.l.c.bs
	36 modules wide	Horizontal/side uprights	3P
			4P with or without e.l.c.bs
	16 modules wide	Horizontal/central upright	3P
			4P with or without e.l.c.bs
	24 modules wide	Horizontal/central upright	3P
			4P with or without e.l.c.bs
	36 modules wide	Horizontal/central upright	3P
			4P with or without e.l.c.bs
	16 modules wide	Vertical	3P or 4P
			4P with e.l.c.bs
	24 modules wide	Vertical	3P
			4P
			4P with e.l.c.bs
36 modules wide	Vertical	3P	
		4P	
		4P with e.l.c.bs	
DPX ³ 250	16 modules wide	Horizontal/side uprights	3P
			4P with or without e.l.c.bs
	24 modules wide	Horizontal/side uprights	3P
			4P with or without e.l.c.bs
	36 modules wide	Horizontal/side uprights	3P
			4P with or without e.l.c.bs
	16 modules wide	Horizontal/central upright	3P
			4P with or without e.l.c.bs
	24 modules wide	Horizontal/central upright	3P
			4P with or without e.l.c.bs
	36 modules wide	Horizontal/central upright	3P
			4P with or without e.l.c.bs
16 modules wide	Vertical	3P or 4P	
		4P with e.l.c.bs	
24 modules wide	Vertical	3P	
		4P	
		4P with e.l.c.bs	
36 modules wide	Vertical	3P	
		4P	
		4P with e.l.c.bs	

FIXING DEVICES			FACEPLATES		
RAIL	PLATE	BRACKETS	HEIGHT (mm)		
FIXING ON RAIL					
3 382 20	-	-	150		3 382 51
3 382 23	-	-	150		3 382 52
3 382 26	-	-	150		3 382 53
3 382 20 + 4 210 71	-	-	300		3 382 71
3 382 20 + 4 210 73	-	-	300		3 382 71
3 382 20 + 4 210 68	-	-	300		3 382 71
3 382 23 + 4 210 71	-	-	300		3 382 72
3 382 23 + 4 210 73	-	-	300		3 382 72
3 382 23 + 4 210 68	-	-	300		3 382 72
3 382 26 + 4 210 71	-	-	300		3 382 73
3 382 26 + 4 210 73	-	-	300		3 382 73
3 382 26 + 4 210 68	-	-	300		3 382 73
3 382 20 + 4 210 72	-	-	300		3 382 71
3 382 20 + 4 210 74	-	-	300		3 382 71
3 382 20 + 4 210 69	-	-	300		3 382 71
3 382 20 + 4 210 74	-	-	400		3 382 81
3 382 23 + 4 210 72	-	-	300		3 382 72
3 382 23 + 4 210 74	-	-	300		3 382 72
3 382 23 + 4 210 69	-	-	300		3 382 72
3 382 23 + 4 210 74	-	-	400		3 382 82
3 382 26 + 4 210 72	-	-	300		3 382 73
3 382 26 + 4 210 74	-	-	300		3 382 73
3 382 26 + 4 210 69	-	-	300		3 382 73
3 382 26 + 4 210 74	-	-	400		3 382 83
FIXING ON PLATE					
-	3 383 00	-	150		3 383 51
-	3 383 01	-	150		3 383 51
-	3 383 04	-	150		3 383 54
-	3 383 04	-	150		3 383 54
-	3 383 07	-	150		3 383 57
-	3 383 07	-	150		3 383 57
-	3 396 20	-	100		3 383 50
-	3 396 10	-	150		3 383 51
-	3 396 20	-	100		3 383 53
-	3 396 10	-	150		3 383 54
-	3 396 20	-	100		3 383 56
-	3 396 10	-	150		3 383 57
-	3 383 20	-	300		3 382 71
-	3 383 21	-	300		3 382 71
-	3 383 23	-	300		3 382 72
-	3 383 24	-	300		3 382 72
-	3 383 25	-	300		3 382 72
-	3 383 26	-	300		3 382 73
-	3 383 27	-	300		3 382 73
-	3 383 28	-	300		3 382 73
-	3 384 01	-	150		3 384 50
-	3 384 01	-	200		3 384 51
-	3 384 04	-	150		3 384 53
-	3 384 04	-	200		3 384 54
-	3 384 07	-	150		3 384 56
-	3 384 07	-	200		3 384 57
-	3 396 21	-	150		3 384 50
-	3 396 11	-	200		3 384 51
-	3 396 21	-	150		3 384 53
-	3 396 11	-	200		3 384 54
-	3 396 21	-	150		3 384 56
-	3 396 11	-	200		3 384 57
-	3 384 20	-	300		3 382 71
-	3 384 21	-	300		3 382 71
-	3 384 23	-	300		3 382 72
-	3 384 24	-	300		3 382 72
-	3 384 25	-	300		3 382 72
-	3 384 26	-	300		3 382 73
-	3 384 27	-	300		3 382 73
-	3 384 28	-	300		3 382 73

DEVICE	ENCLOSURE	POSITION	CONFIGURATION
			FIXING ON RAIL
DRX 250 HP	16 modules wide	Horizontal	3P 4P with or without e.l.c.bs
	24 modules wide	Horizontal	3P 4P with or without e.l.c.bs
	36 modules wide	Horizontal	3P 4P with or without e.l.c.bs
	16 modules wide	Vertical	3P 4P with or without e.l.c.bs
	24 modules wide	Vertical	3P 4P with or without e.l.c.bs
	36 modules wide	Vertical	3P 4P with or without e.l.c.bs
DPX ³ 250 HP	16 modules wide	Horizontal	3P 4P with or without e.l.c.bs
	24 modules wide	Horizontal	3P 4P with or without e.l.c.bs
	36 modules wide	Horizontal	3P 4P with or without e.l.c.bs
	16 modules wide	Vertical	3P 4P with or without e.l.c.bs
	24 modules wide	Vertical	3P 4P with or without e.l.c.bs
	36 modules wide	Vertical	3P 4P with or without e.l.c.bs
DPX ³ 630	16 modules wide	Horizontal/side uprights	3P 4P
	24 modules wide	Horizontal/side uprights	3P 4P
	36 modules wide	Horizontal/side uprights	3P 4P
	16 modules wide	Horizontal/central upright	3P 4P with or without e.l.c.bs
	24 modules wide	Horizontal/central upright	3P 4P with or without e.l.c.bs
	36 modules wide	Horizontal/central upright	3P 4P without e.l.c.bs 4P with e.l.c.bs
	16 modules wide	Vertical	3P/4P without e.l.c.bs 4P with e.l.c.bs
	24 modules wide	Vertical	3P/4P without e.l.c.bs 4P with e.l.c.bs
	36 modules wide	Vertical	3P/4P without e.l.c.bs 4P with e.l.c.bs
DPX-IS 630	24 modules wide	Horizontal/side uprights	3P or 4P
	36 modules wide	Horizontal/side uprights	3P or 4P
	16 modules wide	Horizontal/central upright	3P
	24 modules wide	Vertical	3P or 4P
	36 modules wide	Vertical	3P or 4P
DPX ³ 1600	24 modules wide	Horizontal	3P 4P
	36 modules wide	Horizontal	3P 4P
	16 modules wide	Vertical	3P
	24 modules wide	Vertical	3P/4P
	36 modules wide	Vertical	3P/4P
DPX-IS 1600	24 modules wide	Horizontal	3P 4P
	36 modules wide	Horizontal	3P 4P
	16 modules wide	Vertical	3P
	24 modules wide	Vertical	3P/4P
	36 modules wide	Vertical	3P/4P

1: On side uprights
2: On central upright

FIXING DEVICES			FACEPLATES		
RAIL	PLATE	BRACKETS	HEIGHT (mm)		
FIXING ON RAIL					
-	3 386 01 ⁽¹⁾ / 3 396 24 ⁽²⁾	-	150		3 384 50
-	3 386 01 ⁽¹⁾ / 3 396 16 ⁽²⁾	-	200		3 384 51
-	3 386 04 ⁽¹⁾ / 3 396 24 ⁽²⁾	-	150		3 384 53
-	3 386 04 ⁽¹⁾ / 3 396 16 ⁽²⁾	-	200		3 384 54
-	3 386 07 ⁽¹⁾ / 3 396 24 ⁽²⁾	-	150		3 384 56
-	3 386 07 ⁽¹⁾ / 3 396 16 ⁽²⁾	-	200		3 384 57
-	3 386 20	-	300		3 382 71
-	3 386 21	-	300		3 382 71
-	3 386 23	-	300		3 382 72
-	3 386 24	-	300		3 382 72
-	3 386 26	-	300		3 382 73
-	3 386 26	-	300		3 382 73
-	3 386 01 ⁽¹⁾ / 3 396 24 ⁽²⁾	-	150		3 386 50
-	3 386 01 ⁽¹⁾ / 3 396 16 ⁽²⁾	-	200		3 386 51
-	3 386 04 ⁽¹⁾ / 3 396 24 ⁽²⁾	-	150		3 386 53
-	3 386 04 ⁽¹⁾ / 3 396 16 ⁽²⁾	-	200		3 386 54
-	3 386 07 ⁽¹⁾ / 3 396 24 ⁽²⁾	-	150		3 386 56
-	3 386 07 ⁽¹⁾ / 3 396 16 ⁽²⁾	-	200		3 386 57
-	3 386 20	-	300		3 386 70
-	3 386 21	-	300		3 386 71
-	3 386 23	-	300		3 386 73
-	3 386 24	-	300		3 386 74
-	3 386 26	-	300		3 386 76
-	3 386 26	-	300		3 386 77
-	3 387 01	-	200		3 387 51
-	3 387 01	-	200		3 387 51
-	3 387 04	-	200		3 387 54
-	3 387 04	-	200		3 387 54
-	3 387 07	-	200		3 387 57
-	3 387 07	-	200		3 387 57
-	3 396 22	-	150		3 387 50
-	3 396 12	-	200		3 387 51
-	3 396 22	-	150		3 387 53
-	3 396 12	-	200		3 387 54
-	3 396 22	-	150		3 387 56
-	3 396 12	-	200		3 387 57
-	3 396 12	-	200		3 387 58
-	3 387 20	-	400		3 387 70
-	3 387 21	-	600		3 387 71
-	3 387 24	-	400		3 387 74
-	3 387 25	-	600		3 387 75
-	3 387 27	-	400		3 387 77
-	3 387 28	-	600		3 387 78
-	3 390 02	-	300		3 390 41
-	3 390 14	-	300		3 390 43
-	3 396 14	-	300		3 390 43
-	3 390 20	-	400		3 390 50
-	3 390 22	-	400		3 390 52
-	3 390 24	-	400		3 390 54
-	3 388 01	-	300		3 388 41
-	3 388 02	-	400		3 388 42
-	3 388 03	-	300		3 388 43
-	3 388 04	-	400		3 388 44
-	3 388 10	-	350		3 388 50
-	3 388 12	-	350		3 388 52
-	3 388 14	-	350		3 388 54
-	3 388 01	-	300		3 388 61
-	3 388 02	-	400		3 388 62
-	3 388 03	-	300		3 388 63
-	3 388 04	-	400		3 388 64
-	3 388 10	-	350		3 388 70
-	3 388 12	-	350		3 388 72
-	3 388 14	-	350		3 388 74

XL³ S 4000

selection chart (continued)

DEVICE	ENCLOSURE	POSITION	CONFIGURATION
		FIXING ON RAIL	
SPX 000	16 modules wide	Vertical	3P
	24 modules wide	Vertical	3P
	36 modules wide	Vertical	3P
SPX 00	16 modules wide	Vertical	3P
	24 modules wide	Vertical	3P
	36 modules wide	Vertical	3P
SPX 1	16 modules wide	Vertical	3P
	24 modules wide	Vertical	3P
	36 modules wide	Vertical	3P
SPX 2	16 modules wide	Vertical	3P
	24 modules wide	Vertical	3P
	36 modules wide	Vertical	3P
SPX 3	24 modules wide	Vertical	3P
	36 modules wide	Vertical	3P
FIXING ON BUSBARS			
SPX 000	16 modules wide	Vertical	3P
	24 modules wide	Vertical	3P
	36 modules wide	Vertical	3P
SPX 00	16 modules wide	Vertical	3P
	24 modules wide	Vertical	3P
	36 modules wide	Vertical	3P
SPX 1	16 modules wide	Vertical	3P
	24 modules wide	Vertical	3P
	36 modules wide	Vertical	3P
SPX 2	24 modules wide	Horizontal ⁽¹⁾	3P
	36 modules wide	Horizontal ⁽²⁾	3P
	16 modules wide	Vertical	3P
	24 modules wide	Vertical/Horizontal ⁽¹⁾	3P
	36 modules wide	Vertical/Horizontal ⁽²⁾	3P
SPX 3	24 modules wide	Horizontal ⁽¹⁾	3P
	36 modules wide	Horizontal ⁽²⁾	3P
	24 modules wide	Vertical/Horizontal ⁽¹⁾	3P
	36 modules wide	Vertical/Horizontal ⁽²⁾	3P
	36 modules wide	Horizontal	-
SPX ³ -V	24 modules wide	Vertical	-
	36 modules wide	Vertical	-
	FIXING ON PLATE		
SPX-D 160	16 modules wide	Vertical	3P/4P
	24 modules wide	Vertical	3P/4P
	36 modules wide	Vertical	3P/4P
SPX-D 250	24 modules wide	Vertical	3P/4P
	36 modules wide	Vertical	3P/4P
SPX-D 400	24 modules wide	Vertical	3P/4P
	36 modules wide	Vertical	3P/4P
SPX-D 630	24 modules wide	Vertical	3P/4P
	36 modules wide	Vertical	3P/4P
DMX ³ size 1600	16 modules wide	Fixed version	3P
	24 modules wide	Fixed version	3P/4P
	36 modules wide	Fixed version	3P/4P
	16 modules wide	Draw-out version	3P
	24 modules wide	Draw-out version	3P/4P
	36 modules wide	Draw-out version	3P/4P
DMX ³ size 2500	24 modules wide	Fixed/draw-out version	3P/4P
	36 modules wide	Fixed/draw-out version	3P/4P
DMX ³ size 4000	36 modules wide	Fixed/draw-out version	3P/4P

1: With crosspiece Cat.No 3 379 81
 2: With crosspiece Cat.No 3 379 82

FIXING DEVICES			FACEPLATES	
RAIL	PLATE	BRACKETS	HEIGHT (mm)	
FIXING ON RAIL				
-	3 392 60	-	300	3 392 70
-	3 392 61	-	300	3 392 71
-	3 392 62	-	300	3 392 72
-	3 392 60	-	300	3 393 00
-	3 392 61	-	300	3 393 01
-	3 392 62	-	300	3 393 02
-	3 393 20	-	400	3 393 30
-	3 393 21	-	400	3 393 31
-	3 393 22	-	400	3 393 32
-	3 393 50	-	400	3 393 60
-	3 393 51	-	400	3 393 61
-	3 393 52	-	400	3 393 62
-	3 393 81	-	400	3 393 91
-	3 393 82	-	400	3 393 92
FIXING ON BUSBARS				
-	-	3 392 50	300	3 392 70
-	-	3 392 50	300	3 392 71
-	-	3 392 50	300	3 392 72
-	-	3 392 50	300	3 393 00
-	-	3 392 50	300	3 393 01
-	-	3 392 50	300	3 393 02
-	-	3 392 50	400	3 393 30
-	-	3 392 50	400	3 393 31
-	-	3 392 50	400	3 393 32
-	-	3 392 50	500	3 393 65
-	-	3 392 50	500	3 393 66
-	-	3 392 50	400	3 393 60
-	-	3 392 50	400	3 393 61
-	-	3 392 50	400	3 393 62
-	-	3 392 50	500	3 393 95
-	-	3 392 50	500	3 393 96
-	-	3 392 50	400	3 393 91
-	-	3 392 50	400	3 393 92
-	-	3 394 51	800	3 394 54
-	-	3 394 50	800	3 394 52
-	-	3 394 50	800	3 394 53
FIXING ON PLATE				
-	3 394 60	-	300	3 394 71
-	3 394 61	-	300	3 394 73
-	3 394 62	-	300	3 394 75
-	3 394 81	-	450	3 394 93
-	3 394 82	-	450	3 394 95
-	3 394 81	-	450	3 394 93
-	3 394 82	-	450	3 394 95
-	3 395 21	-	450	3 395 33
-	3 395 22	-	450	3 395 35
-	3 391 01	-	600	3 391 20
-	3 391 03	-	600	3 391 23
-	3 391 05	-	600	3 391 25
-	3 391 01	-	600	3 391 30
-	3 391 03	-	600	3 391 33
-	3 391 05	-	600	3 391 35
-	3 391 43	-	600	3 391 63
-	3 391 45	-	600	3 391 65
-	3 391 85	-	600	3 392 05

XL³ S 4000

distribution enclosures and equipment



3 380 05 + 3 382 02
+ 3 382 03

3 380 06
+ 3 382 03 x 2

3 380 07 + 3 382 03
+ 3 382 04

Doors, side or rear panels, supports for faceplates and functional uprights, to be ordered separately. Enclosures supplied with corner pieces for plinth. Take protection devices up to 4000 A.
Used to create assemblies certified IEC 61439-2
IP 30 without door
IP 40 with door
External height 2000 or 2200 mm
Capacity 16 modules/row (424 mm wide enclosures), 24 modules/row (574 mm or 800 mm wide enclosures with internal cable sleeve), 36 modules/row (774 mm wide enclosures)
Usable faceplate height 1800 mm or 2000 mm

Pack	Cat.Nos	Enclosures height 2000 mm			
		Depth 400 mm			
		Faceplate height (mm)	Number of modules per row	Width (mm)	
				total	usable
1	3 380 01	1800	16	424	350
1	3 380 02	1800	24	574	500
1	3 380 03	1800	36	774	700
		Depth 600 mm			
1	3 380 05	1800	16	424	350
1	3 380 06	1800	24	574	500
1	3 380 07	1800	36	774	700
		Depth 800 mm			
1	3 380 09	1800	16	424	350
1	3 380 10	1800	24	574	500
1	3 380 11	1800	36	774	700

Pack	Cat.Nos	Enclosures height 2200 mm			
		Depth 400 mm			
		Faceplate height (mm)	Number of modules per row	Width (mm)	
				total	usable
1	3 380 21	2000	16	424	350
1	3 380 22	2000	24	574	500
1	3 380 23	2000	36	774	700
		Depth 600 mm			
1	3 380 25	2000	16	424	350
1	3 380 26	2000	24	574	500
1	3 380 27	2000	36	774	700
		Depth 800 mm			
1	3 380 29	2000	16	424	350
1	3 380 30	2000	24	574	500
1	3 380 31	2000	36	774	700

External cable sleeves
Fitted on either the right or left of enclosures using joining kits Cat.Nos 3 379 49/50

Pack	Cat.Nos	Faceplate height (mm)	Total width (mm)	For enclosure depth (mm)
For enclosures height 2000 mm				
1	3 380 00	1800	350	400
1	3 380 04	1800	350	600
1	3 380 08	1800	350	800
For enclosures height 2200 mm				
1	3 380 20	2000	350	400
1	3 380 24	2000	350	600
1	3 380 28	2000	350	800

Pack	Cat.Nos	Metal doors	
		Supplied with fixed handle	
		Height 2000 mm	
		For enclosure width (mm)	
1	3 381 00	350	
1	3 381 01	450	
1	3 381 02	600	
1	3 381 03	800	
		Height 2200 mm	
1	3 381 10	350	
1	3 381 11	450	
1	3 381 12	600	
1	3 381 13	800	

Pack	Cat.Nos	Glass doors	
		Supplied with fixed handle	
		Height 2000 mm	
		For enclosure width (mm)	
1	3 381 20	450	
1	3 381 21	600	
1	3 381 22	800	
		Height 2200 mm	
1	3 381 30	450	
1	3 381 31	600	
1	3 381 32	800	

Pack	Cat.Nos	Replacement handles for doors	
1	3 397 13	For XL ³ S 4000	
1	3 397 18	Locking handle no. 405 Supplied with a set of 2 keys	

XL³ S 4000

equipment




3 380 80



3 381 55



3 382 00



3 382 03

Pack	Cat.Nos	Side or rear panels
		Fixed with a 1/4 turn screw
		Height 2000 mm
		Width (mm)
1	3 380 80	350
1	3 380 61	400
1	3 380 81	450
1	3 380 62	600
1	3 380 63	800
		Height 2200 mm
1	3 380 90	350
1	3 380 71	400
1	3 380 91	450
1	3 380 72	600
1	3 380 73	800

Pack	Cat.Nos	Faceplate supports
1	3 381 56	Faceplate supports for enclosure height 2000 mm
1	3 381 58	Faceplate supports for enclosure height 2200 mm

Pack	Cat.Nos	Side functional uprights
		For fixing equipment in horizontal or vertical position
		Set of 2 uprights
1	3 381 55	For enclosures height 2000 mm
1	3 381 57	For enclosures height 2200 mm

Pack	Cat.Nos	Intermediate uprights
1	3 381 46	For enclosures height 2000 mm
1	3 381 47	For enclosures height 2200 mm

Pack	Cat.Nos	Central functional uprights
		For fixing equipment in horizontal position only
		For enclosures height 2000 mm
		For enclosure width (mm)
1	3 381 60	450
1	3 381 61	600
1	3 381 62	800
		For enclosures height 2200 mm
1	3 381 63	450
1	3 381 64	600
1	3 381 65	800


Pack	Cat.Nos	Internal cable sleeve kits
1	3 381 43	For XL ³ S 4000 enclosure height 2000 mm
1	3 381 53	For XL ³ S 4000 enclosure height 2200 mm

Pack	Cat.Nos	Plinths for XL ³ S 630 and 4000 enclosures
		Height 100 mm
		Corner pieces for plinth
1	3 382 00	Set of 4 corner pieces
		Finishing panel for plinth
		Set of 2 plates
		Length (mm)
1	3 382 05	300
1	3 382 01	350
1	3 382 06	400
1	3 382 02	450
1	3 382 03	600
1	3 382 04	800


Pack	Cat.Nos	IP 30 finishing kits
		Set of 2 finishing pieces
		Allow 1 horizontal kit and 1 vertical kit per enclosure
		Finishing kits - vertical mounting
		For enclosures with faceplate height (mm)
1	3 379 67	1800
1	3 381 80	2000
		Finishing kits - horizontal mounting
		For enclosures with modules/row (width)
1	3 379 72	16 modules
1	3 379 73	24 modules
1	3 379 74	36 modules
1	3 379 71	For cable sleeves





Pack	Cat.Nos	Joining kits
		For connecting two enclosures
1	3 379 50	Joining screws for XL ³ S 630 and 4000 enclosures
1	3 379 49	Joining plates for XL ³ S 630 and 4000 enclosures (to be used to strengthen joining)

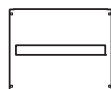



XL³ S 4000 - equipment for mounting modular devices and DPX³ on a rail



XL³ S 4000 equipment for mounting DPX³ 160/250 on plate



Pack	Cat.Nos	3-position  rails
		Used for mounting modular devices or DPX ³ 160/250 equipped with adaptors for  rail
1	3 382 20	For 16-module enclosure
1	3 382 23	For 24-module enclosure
1	3 382 26	For 36-module enclosure
		Rail height spacer
1	3 382 40	Used to combine modular devices and DPX ³ 160/250 on the same rail
1	3 382 41	Used to combine modular devices and DRX on the same rail
1	3 382 42	Used to combine DRX and DPX ³ 160/250 on the same rail
		Adaptors for mounting DPX³ 160 and 250 on a  rail
		Used to mount DPX ³ on a  rail
1	4 210 71	For DPX ³ 160 without side motor-driven handle
1	4 210 73	For DPX ³ 160 with e.l.c.bs without side motor-driven handle
1	4 210 68	For all DPX ³ 160 with side motor-driven handle
1	4 210 72	For DPX ³ 250 without side motor-driven handle
1	4 210 74	For DPX ³ 250 with e.l.c.bs without side motor-driven handle
1	4 210 69	For all DPX ³ 250 with side motor-driven handle
		Window faceplates for modular devices
		Fixed with locking clips, 1/4 turn screws or screws
		Height 150 mm for modular devices
1	3 382 51	For 16-module enclosure
1	3 382 52	For 24-module enclosure
1	3 382 53	For 36-module enclosure
		Height 200 mm for Vistop up to 160 A
1	3 382 61	For 16-module enclosure
1	3 382 62	For 24-module enclosure
1	3 382 63	For 36-module enclosure
		Height 300 mm for DPX³ 160/250 and DPX-IS 250
1	3 382 71	For 16-module enclosure
1	3 382 72	For 24-module enclosure
1	3 382 73	For 36-module enclosure
		Height 400 mm for DPX³ 250 with e.l.c.bs and terminal shield
1	3 382 81	For 16-module enclosure
1	3 382 82	For 24-module enclosure
1	3 382 83	For 36-module enclosure



Pack	Cat.Nos	Fixing plates for DPX ³ 160/250 - horizontal mounting on side uprights
		DPX³ 160
1	3 383 00 3 383 01	For 16-module enclosure
1	3 383 04	For 24-module enclosure
1	3 383 07	For 36-module enclosure
		DPX³ 250
1	3 384 01	For 16-module enclosure
1	3 384 04	For 24-module enclosure
1	3 384 07	For 36-module enclosure
		Fixing plates for DPX³ 160/250 - horizontal mounting on central upright
		DPX³ 160
1	3 396 20	For DPX ³ 160
1	3 396 21	For DPX ³ 250
		DPX³ 250
1	3 396 10	For DPX ³ 160 with or without e.l.c.bs
1	3 396 11	For DPX ³ 250 with or without e.l.c.bs
		Fixing plates for DPX³ 160/250 - vertical mounting
		DPX³ 160
1	3 383 20	For 16-module enclosure
1	3 383 23 3 383 24	For 24-module enclosure
1	3 383 26 3 383 27	For 36-module enclosure
		DPX³ 250
1	3 383 21	For 16-module enclosure
1	3 383 25	For 24-module enclosure
1	3 383 28	For 36-module enclosure
		DPX³ 250
1	3 384 20	For 16-module enclosure
		DPX³ 160
1	3 384 23 3 384 24	For 24-module enclosure
1	3 384 26 3 384 27	For 36-module enclosure
		DPX³ 250
1	3 384 21	For 16-module enclosure
1	3 384 25	For 24-module enclosure
1	3 384 28	For 36-module enclosure

XL³ S 4000 - equipment for mounting DPX³ 160/250 & DRX 250 HP on plate (continued)



3 383 50





3 384 54



3 382 73


Reduced height faceplates for DPX³ 160/250 & DRX 250 HP - horizontal mounting

Pack	Cat.Nos	Description
1	3 383 50	Fixed with locking clips, 1/4 turn screws or screws DPX³ 160 fixed on central upright For 16-module enclosure
1	3 383 53	For 24-module enclosure
1	3 383 56	For 36-module enclosure
1	3 384 50	DPX³ 250 & DRX 250 HP fixed on side uprights or on central upright For 16-module enclosure
1	3 384 53	For 24-module enclosure
1	3 384 56	For 36-module enclosure



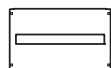
Faceplates for DPX³ 160/250 & DRX 250 HP - horizontal mounting

Pack	Cat.Nos	Description
1	3 383 51	Fixed with locking clips, 1/4 turn screws or screws DPX³ 160 3P/4P fixed on side uprights or 4P on central upright For 16-module enclosure
1	3 383 54	For 24-module enclosure
1	3 383 57	For 36-module enclosure
1	3 384 51	DPX³ 250 & DRX 250 HP fixed on side uprights or on central upright For 16-module enclosure
1	3 384 54	For 24-module enclosure
1	3 384 57	For 36-module enclosure



Faceplates for DPX³ 160/250 & DRX 250 HP - vertical mounting

Pack	Cat.Nos	Description
1	3 382 71	Fixed with locking clips, 1/4 turn screws or screws Height 300 mm For 16-module enclosure
1	3 382 72	For 24-module enclosure
1	3 382 73	For 36-module enclosure



XL³ S 4000

equipment for mounting DRX/DPX³ 250 HP on plate



3 386 01



3 386 56

Fixing plates for DRX/DPX³ 250 HP - horizontal mounting

Pack	Cat.Nos	Description
1	3 386 01	For 16-module enclosure
1	3 386 04	For 24-module enclosure
1	3 386 07	For 36-module enclosure

Fixing plates for DRX/DPX³ 250 HP - vertical mounting

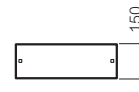
Pack	Cat.Nos	Description
1	3 386 20	DRX/DPX³ 250 HP For 16-module enclosure
1	3 386 23	For 24-module enclosure
1	3 386 26	For 36-module enclosure
1	3 386 21	DRX/DPX³ 250 HP with or without e.i.c.bs For 16-module enclosure
1	3 386 24	For 24-module enclosure
1	3 386 27	For 36-module enclosure

Fixing plates for DRX/DPX³ 250 HP - horizontal mounting on central upright

Pack	Cat.Nos	Description
1	3 396 24 3 396 16	For DRX/DPX ³ 250 HP

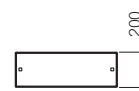
Reduced height faceplates for DPX³ 250 HP - horizontal mounting

Pack	Cat.Nos	Description
1	3 386 50	Fixed with locking clips, 1/4 turn screws or screws For 16-module enclosure
1	3 386 53	For 24-module enclosure
1	3 386 56	For 36-module enclosure



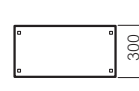
Faceplates for DPX³ 250 HP - horizontal mounting

Pack	Cat.Nos	Description
1	3 386 51	Fixed with locking clips, 1/4 turn screws or screws. For DRX/DPX ³ 250 HP with or without e.i.c.bs For 16-module enclosure
1	3 386 54	For 24-module enclosure
1	3 386 57	For 36-module enclosure



Faceplates for DPX³ 250 HP - vertical mounting

Pack	Cat.Nos	Description
1	3 386 70	Fixed with locking clips, 1/4 turn screws or screws DPX³ 250 HP For 16-module enclosure
1	3 386 73	For 24-module enclosure
1	3 386 76	For 36-module enclosure
1	3 386 71	DPX³ 250 HP with or without e.i.c.bs For 16-module enclosure
1	3 386 74	For 24-module enclosure
1	3 386 77	For 36-module enclosure



XL³ S 4000

equipment for mounting DPX-IS 250 on plate



3 389 20



3 382 73

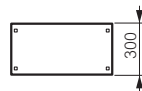
Pack	Cat.Nos	Fixing plates for DPX-IS 250 - horizontal mounting
1	3 389 02	For 24-module enclosure
1	3 389 04	For 36-module enclosure

Pack	Cat.Nos	Fixing plates for DPX-IS 250 - vertical mounting
1	3 389 20	For 16-module enclosure
1	3 389 22	For 24-module enclosure
1	3 389 24	For 36-module enclosure

Pack	Cat.Nos	Fixing plates for DPX-IS 250 - mounting on central upright
1	3 396 13	For DPX-IS 250

Pack	Cat.Nos	Faceplates for DPX-IS 250 - horizontal mounting
1	3 389 42	For 24-module enclosure
1	3 389 44	For 36-module enclosure


Fixed with locking clips, 1/4 turn screws or screws



Pack	Cat.Nos	Faceplates for DPX-IS 250 - vertical mounting
1	3 382 71	For 16-module enclosure
1	3 382 72	For 24-module enclosure
1	3 382 73	For 36-module enclosure

Fixed with locking clips, 1/4 turn screws or screws

Height 300 mm



XL³ S 4000

equipment for mounting DPX³ 630 & DRX 630 on plate



3 387 01



3 396 22



3 387 20



3 387 53



3 387 70

Pack	Cat.Nos	Fixing plates for DPX ³ 630 & DRX 630 - horizontal mounting on side uprights
1	3 387 01	For 16-module enclosure
1	3 387 04	For 24-module enclosure
1	3 387 07	For 36-module enclosure

Pack	Cat.Nos	Fixing plates for DPX ³ 630 - horizontal mounting on central upright
1	3 396 22	For DPX ³ 630
1	3 396 12	For DPX ³ 630 with or without e.l.c.bs

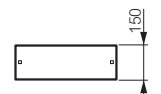
Pack	Cat.Nos	Fixing plates for DPX ³ 630 & DRX 630 - vertical mounting
1	3 387 20	For 16-module enclosure
1	3 387 24	For 24-module enclosure
1	3 387 27	For 36-module enclosure

Without e.l.c.bs

With e.l.c.bs

Pack	Cat.Nos	Reduced height faceplates for DPX ³ 630 & DRX 630 - horizontal mounting on central upright
1	3 387 50	For 16-module enclosure
1	3 387 53	For 24-module enclosure
1	3 387 56	For 36-module enclosure

Fixed with locking clips, 1/4 turn screws or screws

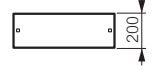
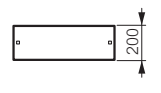


Pack	Cat.Nos	Faceplates for DPX ³ 630 - horizontal mounting
1	3 387 51	For 16-module enclosure
1	3 387 54	For 24-module enclosure
1	3 387 57	For 36-module enclosure

Fixed with locking clips, 1/4 turn screws or screws

Without e.l.c.bs

With e.l.c.bs




Pack	Cat.Nos	Faceplates for DPX ³ 630 & DRX 630 - vertical mounting
1	3 387 70	For 16-module enclosure
1	3 387 74	For 24-module enclosure
1	3 387 77	For 36-module enclosure

Fixed with locking clips, 1/4 turn screws or screws

Without e.l.c.bs

With e.l.c.bs



XL³ S 4000

equipment for mounting DPX-IS 630 on plate

XL³ S 4000 - equipment for mounting DPX³ 1600 and DPX-IS 1600 on plate



Fixing plates for DPX-IS 630 - horizontal mounting on side uprights

Pack	Cat.Nos	Description
1	3P/4P 3 390 02	For 24-module enclosure
1	3 390 14	For 36-module enclosure

Fixing plates for DPX-IS 630 - horizontal mounting on central upright


Pack	Cat.Nos	Description
1	3P 3 396 14	For DPX-IS 630

Fixing plates for DPX-IS 630 - vertical mounting

Pack	Cat.Nos	Description
1	3P/4P 3 390 20	For 16-module enclosure
1	3 390 22	For 24-module enclosure
1	3 390 24	For 36-module enclosure

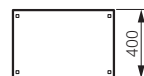
Faceplates for DPX-IS 630 - horizontal mounting

Pack	Cat.Nos	Description
1	3P/4P 3 390 41	Fixed with locking clips, 1/4 turn screws or screws For 24-module enclosure
1	3 390 43	For 36-module enclosure



Faceplates for DPX-IS 630 - vertical mounting

Pack	Cat.Nos	Description
1	3P/4P 3 390 50	Fixed with locking clips, 1/4 turn screws or screws For 16-module enclosure
1	3 390 52	For 24-module enclosure
1	3 390 54	For 36-module enclosure



Fixing plates for DPX³ 1600 and DPX-IS 1600 - horizontal mounting

Pack	Cat.Nos	Description
1	3P 3 388 01	For 24-module enclosure
1	4P 3 388 03 3 388 04	For 36-module enclosure

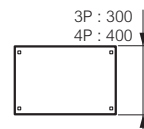
Fixing plates for DPX³ 1600 and DPX-IS 1600 - vertical mounting

Pack	Cat.Nos	Description
1	3P 3 388 10	For 16-module enclosure
1	3P/4P 3 388 12	For 24-module enclosure
1	3 388 14	For 36-module enclosure


Faceplates for DPX³ 1600 fixed on plate

Fixed with locking clips, 1/4 turn screws or screws

Pack	Cat.Nos	Description
1	3P 3 388 41 4P 3 388 42	Horizontal mounting For 24-module enclosure
1	3 388 43 3 388 44	For 36-module enclosure



Pack	Cat.Nos	Description
1	3 388 50 -	Vertical mounting For 16-module enclosure



Pack	Cat.Nos	Description
1	3P/4P 3 388 52	For 24-module enclosure
1	3 388 54	For 36-module enclosure

Faceplates for DPX³ 1600 fixed on SPX³-V collector rail

Fixed with locking clips, 1/4 turn screws or screws

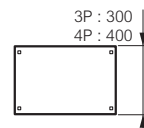
Pack	Cat.Nos	Description
1	3P/4P 3 394 55	Horizontal mounting For 36-module enclosure

Pack	Cat.Nos	Description
1	3 394 56	Vertical mounting For 36-module enclosure


Faceplates for DPX-IS 1600

Fixed with locking clips, 1/4 turn screws or screws

Pack	Cat.Nos	Description
1	3P 3 388 61 4P 3 388 62	Horizontal mounting For 24-module enclosure
1	3 388 63 3 388 64	For 36-module enclosure



Pack	Cat.Nos	Description
1	3 388 70 -	Vertical mounting For 16-module enclosure



Pack	Cat.Nos	Description
1	3P/4P 3 388 72	For 24-module enclosure
1	3 388 74	For 36-module enclosure

XL³ S 4000

equipment for mounting SPX on a busbar or plate



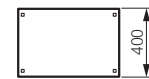

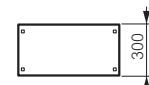

Pack	Cat.Nos	Fixing brackets for SPX isolating supports
1	3 392 50	For fixing isolating supports Cat.No 6 052 46 for SPX on a busbar For SPX 000 to SPX 3 Cat.Nos 6 052 01/03/05/07/09

Pack	Cat.Nos	Fixing plates for SPX - vertical mounting
1	3 392 60	For SPX 000 and 00 For SPX Cat.Nos 6 052 00/02
1	3 392 61	For 16-module enclosure
1	3 392 62	For 24-module enclosure
1	3 392 62	For 36-module enclosure
		For SPX 1 For SPX Cat.No 6 052 04
1	3 393 20	For 16-module enclosure
1	3 393 21	For 24-module enclosure
1	3 393 22	For 36-module enclosure
		For SPX 2 For SPX Cat.No 6 052 06
1	3 393 50	For 16-module enclosure
1	3 393 51	For 24-module enclosure
1	3 393 52	For 36-module enclosure
		For SPX 3 For SPX Cat.No 6 052 08
1	3 393 81	For 24-module enclosure
1	3 393 82	For 36-module enclosure

Pack	Cat.Nos	Faceplates for SPX - horizontal mounting
		Fixed with locking clips, 1/4 turn screws or screws
		For SPX 2 For 24-module enclosure For 36-module enclosure
1	3 393 65	
1	3 393 66	
		For SPX 3 For 24-module enclosure For 36-module enclosure
1	3 393 95	
1	3 393 96	



Pack	Cat.Nos	Faceplates for SPX - vertical mounting
		Fixed with locking clips, 1/4 turn screws or screws
		For SPX 000 For 16-module enclosure For 24-module enclosure For 36-module enclosure
1	3 392 70	
1	3 392 71	
1	3 392 72	
		For SPX 00 For 16-module enclosure For 24-module enclosure For 36-module enclosure
1	3 393 00	
1	3 393 01	
1	3 393 02	
		For SPX 1 For 16-module enclosure For 24-module enclosure For 36-module enclosure
1	3 393 30	
1	3 393 31	
1	3 393 32	
		For SPX 2 For 16-module enclosure For 24-module enclosure For 36-module enclosure
1	3 393 60	
1	3 393 61	
1	3 393 62	
		For SPX 3 For 24-module enclosure For 36-module enclosure
1	3 393 91	
1	3 393 92	



XL³ S 4000

equipment for mounting SPX³-V and SPX-D on a busbar or plate



3 394 50



3 394 53



3 394 61



3 394 73

Pack	Cat.Nos	Fixing brackets for SPX ³ -V isolating supports
1	3 394 51	For fixing isolating supports Cat.No 6 058 80 for SPX ³ -V on a busbar
1	3 394 50	For SPX ³ -V - horizontal mounting For SPX ³ -V - vertical mounting

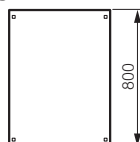
Faceplates for SPX³-V

Fixed with locking clips, 1/4 turn screws or screws

For SPX³-V - horizontal mounting

1	3 394 54	For 36-module enclosure
1	3 394 52	For 24-module enclosure
1	3 394 53	For 36-module enclosure

For SPX³-V - vertical mounting



Blanking plate for SPX³-V faceplate

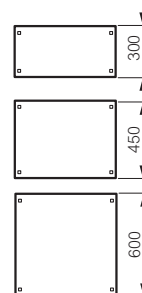
1	3 394 57	For SPX ³ -V faceplate
---	----------	-----------------------------------

Pack	Cat.Nos	Fixing plates for SPX-D - vertical mounting
1	3 393 65	For SPX-D 3P or 4P
1	3 393 66	For SPX-D 160 For 16-module enclosure
1	3 394 62	For 24-module enclosure For 36-module enclosure
1	3 394 81	For SPX-D 250 and 400 For 24-module enclosure
1	3 394 82	For 36-module enclosure
1	3 395 21	For SPX-D 630 For 24-module enclosure
1	3 395 22	For 36-module enclosure

Faceplates for SPX-D - vertical mounting

Fixed with locking clips, 1/4 turn screws or screws

1	3P/4P	For SPX-D 160 For 16-module enclosure
1	3 394 71	For 24-module enclosure
1	3 394 73	For 24-module enclosure
1	3 394 75	For 36-module enclosure



XL³ S 4000


equipment for mounting DMX³ on plate




3 391 43



3 391 63



3 391 85



3 392 05

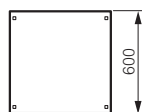
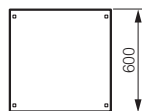
Pack Cat.Nos Fixing plates for DMX³ size 1600

Pack	Cat.Nos	3P/4P	Fixed or draw-out version
1	3 391 01		For 16-module enclosure
1	3 391 03		For 24-module enclosure
1	3 391 05		For 36-module enclosure

Faceplates for DMX³ size 1600

Fixed with locking clips, 1/4 turn screws or screws

Pack	Cat.Nos	3P	3P/4P	Fixed version
1	3 391 20			For 16-module enclosure
1	3 391 23			For 24-module enclosure
1	3 391 25			For 36-module enclosure
Draw-out version				
1	3 391 30			For 16-module enclosure
1	3 391 33			For 24-module enclosure
1	3 391 35			For 36-module enclosure




Pack Cat.Nos Fixing plates for DMX³ size 2500

Pack	Cat.Nos	3P/4P	Fixed and draw-out version
1	3 391 43		For 24-module enclosure
1	3 391 45		For 36-module enclosure

Faceplates for DMX³ size 2500

Fixed with locking clips, 1/4 turn screws or screws

Pack	Cat.Nos	3P/4P	Fixed and draw-out version
1	3 391 63		For 24-module enclosure
1	3 391 65		For 36-module enclosure



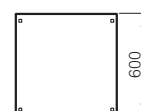
Fixing plates for DMX³ size 4000

Pack	Cat.Nos	3P/4P	Fixed and draw-out version
1	3 391 85		For 36-module enclosure

Faceplates for DMX³ size 4000

Fixed with locking clips, 1/4 turn screws or screws

Pack	Cat.Nos	3P/4P	Fixed and draw-out version
1	3 392 05		For 36-module enclosure




XL³ S 4000

universal accessories and mounting plates



3 395 40



3 395 60

Pack	Cat.Nos	Universal rails
1	3 382 43	For 16-module enclosure
1	3 382 44	For 24-module enclosure
1	3 382 45	For 36-module enclosure

Solid universal plates		
For 16-module enclosures		
		Height (mm)
1	3 395 40	200
1	3 395 41	300
1	3 395 42	400
1	3 395 43	600
For 24-module enclosures		
1	3 395 44	200
1	3 395 45	300
1	3 395 46	400
1	3 395 47	600
For 36-module enclosures		
1	3 395 48	200
1	3 395 49	300
1	3 395 50	400
1	3 395 51	600

Perforated universal plates		
For 16-module enclosures		
		Height (mm)
1	3 395 60	200
1	3 395 61	300
1	3 395 62	400
1	3 395 63	600
For 24-module enclosures		
1	3 395 64	200
1	3 395 65	300
1	3 395 66	400
1	3 395 67	600
For 36-module enclosures		
1	3 395 68	200
1	3 395 69	300
1	3 395 70	400
1	3 395 71	600

Universal support for cable sleeve		
1	3 397 51	Vertical sloping support for cable sleeve

Full-height solid mounting plates			
For installation in XL ³ S 4000 enclosures			
For enclosures			
		Height (mm)	Width (mm)
1	3 381 70	2000	600
1	3 381 71	2000	800
1	3 381 72	2200	600
1	3 381 73	2200	800

Intermediate plate		
1	3 381 74	For installation in XL ³ S 4000 enclosures For enclosure height 2200 mm Can be cut to height 2000 mm

XL³ S 4000

solid faceplates and fixing accessories for faceplates



3 395 88



3 395 85

Pack	Cat.Nos	Full-height solid metal faceplates			
Fixed with locking clips, 1/4 turn screws or screws					
		Faceplate total height (mm)	Faceplate usable height (mm)	Faceplate total width (mm)	Faceplate usable width (mm)
1	3 378 96	2000	1799	350	343
1	3 381 50	2200	1799	350	343

Solid metal faceplates			
Fixed with locking clips, 1/4 turn screws or screws			
Height 50 mm			
		For enclosures (modules)	Faceplate usable height (mm)
1	3 395 92	16	49
1	3 395 95	24	49
1	3 395 98	36	49
Height 100 mm			
1	3 395 93	16	99
1	3 395 96	24	99
1	3 395 99	36	99
Height 150 mm			
1	3 395 94	16	149
1	3 395 97	24	149
1	3 396 00	36	149
Height 200 mm			
1	3 395 80	16	199
1	3 395 84	24	199
1	3 395 88	36	199
Height 300 mm			
1	3 395 81	16	299
1	3 395 85	24	299
1	3 395 89	36	299
Height 400 mm			
1	3 395 82	16	399
1	3 395 86	24	399
1	3 395 90	36	399
Height 600 mm			
1	3 395 83	16	599
1	3 395 87	24	599
1	3 395 91	36	599

Fixing accessories for faceplates		
1	3 397 00	Set of 100 locking clips for quick fixing
1	3 397 01	Set of 100 1/4 turn screws
1	3 397 02	Set of 100 screws

XL³ S 4000

busbar supports and accessories



3 399 02



3 399 20 + 3 399 36



3 399 29 for enclosure depth 600 mm



0 205 82



3 399 04



3 399 20 + 3 399 40



3 399 29 for enclosure depth 800 mm



0 373 01

Technical characteristics **see e-catalogue**
Busbar supports selection chart **p. 50 to 55**

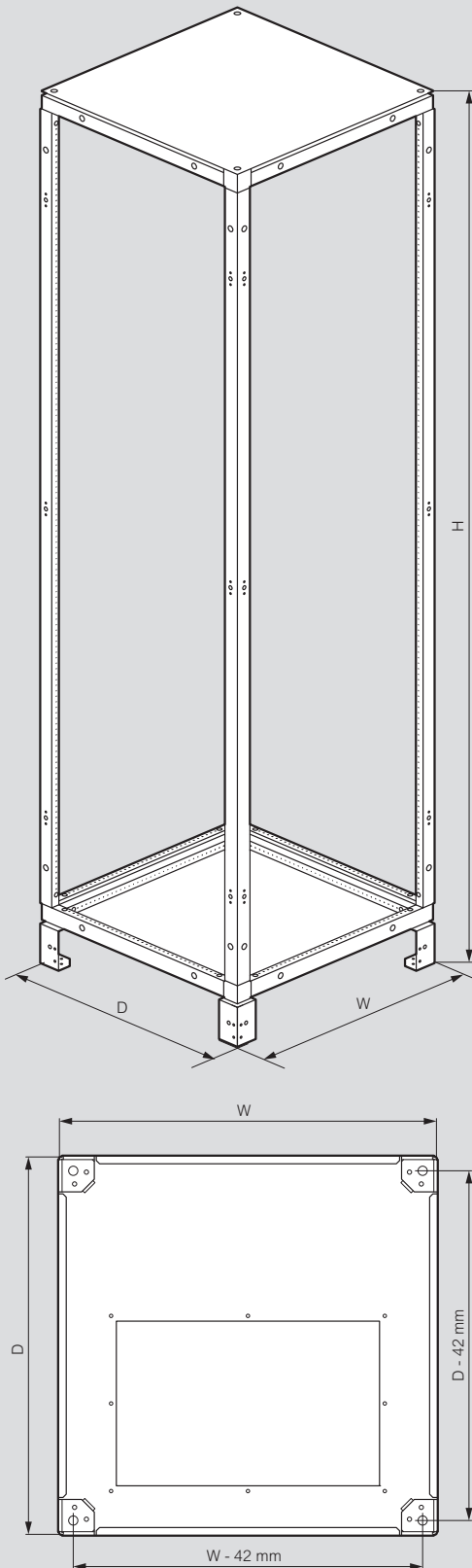
Pack	Cat.Nos	Busbar supports	Pack	Cat.Nos	Kits for busbar supports
1	3 399 00	For copper busbars ≤ 400 A Isolating support for flat copper bars 18 x 4, 25 x 4, 25 x 5 and 32 x 5 mm, in staggered position			Allow to make aluminium busbars with supports Cat.Nos. 3 399 25/26/27 and either copper or aluminium busbars with supports Cat.Nos. 3 399 20/21/22/23
1	3 399 01	Isolating support for flat copper bars 18 x 4, 25 x 5 and 32 x 5 mm, in aligned position Can be fixed on the functional uprights of the enclosures with the help of the crosspieces Cat.Nos 3 379 81/82 (to be ordered separately)(p. 30)	1	3 399 36	For flat copper bars Bar thickness: 5 mm; Bar height: up to 63 mm
		For aluminium busbars ≤ 630 A Can take C-section aluminium bars Cat.Nos 4 044 30/31/32 (p. 55)	1	3 399 37	For flat copper bars Bar thickness: 5 mm; Bar height: from 75 to 125 mm
1	3 399 02	Isolating support for aluminium bars in staggered position	1	3 399 38	For flat copper bars Bar thickness: 10 mm; Bar height: up to 60 mm
1	3 399 03	Lug type isolating support for aluminium bars in staggered position	1	3 399 39	For flat copper bars Bar thickness: 10 mm; Bar height: from 80 to 120 mm
1	3 399 04	Isolating support for aluminium bars in aligned position Can be fixed on the functional uprights of the enclosures with the help of the crosspieces Cat.Nos 3 379 80/81/82 (to be ordered separately)(p. 30)	1	3 399 40	For aluminium C-section bars (1600 A max.). Supplied with accessories to transform busbar support into lug support
1	3 399 05	Lug type isolating support for aluminium bars in aligned position. Can be fixed on the functional uprights of the enclosures with the help of the crosspieces Cat.Nos 3 379 80/81/82 (to be ordered separately)(p. 30)	1	3 399 24	For double aluminium C-section bars (3200 A max.). Supplied with accessories to transform busbar support into lug support
		For copper busbars ≤ 800 A Isolating support for flat copper bars 18 x 4, 25 x 5, 32 x 5, 50 x 5 and 63 x 5 mm in sloping position			Crosspieces
		For aluminium busbars ≤ 1600 A Can take aluminium C-section bars Cat.Nos 0 373 54/55/56/57/58 (p. 55) in staggered position. Fixing centres: 75 mm	1	3 397 30	For external cable sleeves width: 350 mm
1	3 399 31	Length: 300 mm (for enclosure depth 400 mm)	1	3 397 31	For 16-module enclosure or width: 450 mm
1	3 399 32	Length: 500 mm (for enclosure depth 600 mm)	1	3 397 34	For enclosure depth: 400 mm
1	3 399 33	Length: 700 mm (for enclosure depth 800 mm)	1	3 397 35	For 24-module enclosure or depth 600 mm
		For copper / aluminium busbars ≤ 3200 A Can take aluminium C-section bars Cat.Nos 0 373 54/55/56/57/58 (p. 55) To be equipped with the kits for busbar supports Cat.Nos 3 399 24/36/37/38/39/40 according to the dimensions and type of busbars	1	3 397 36	For 36-module enclosure or depth 800 mm
1	3 399 20	For copper / aluminium busbars in aligned position Fixing centres: 75 mm For enclosures depth / width: 400/450 mm			Plate for 630 A aluminium busbar
1	3 399 21	For copper / aluminium busbars in aligned position Fixing centres: 75 mm For enclosures depth / width: 600 mm	1	0 373 84	Connection plate for aluminium busbar
1	3 399 22	For copper / aluminium busbars in aligned position Fixing centres: 75 mm For enclosures depth / width: 800 mm			Earthing bar supports
1	3 399 23	Additional support for copper / aluminium busbars Fixing centres: 75 mm. Mounted in addition to fixed supports Cat.Nos 3 399 20/21/22 to comply with distances (Isc withstand)	1	3 397 21	For XL ³ S 630 and 4000 enclosures
1	3 399 25	For aluminium busbars in aligned position Fixing centres: 125 mm For enclosures depth / width: 600 mm			Connection of protection conductors
1	3 399 26	For aluminium busbars in aligned position Fixing centres: 125 mm For enclosures depth / width: 800 mm			Additional brass bar For protective conductor. Fits onto functional uprights using the lugs supplied
1	3 399 27	Additional support for aluminium busbars Fixing centres: 125 mm. Mounted in addition to fixed supports Cat.Nos 3 399 25/26 to comply with distances (Isc withstand)	1	0 373 01	For 24-module width enclosure
		For copper busbars ≤ 4000 A For copper busbars in aligned position Fixing centres: 125 mm For enclosures depth: 600/800 mm	1	3 397 57	For 36-module width enclosure
1	3 399 30	Additional support for copper busbars in aligned position. Fixing centres: 125 mm. Mounted in addition to fixed supports Cat.No 3 399 29 to comply with distances (Isc withstand)	1	3 397 53	Equipotential link conductor Length 350 mm. Cross-section 6 mm ²
					White RAL 9003 blanking plates
			20	0 016 60	5 modules, separable into modules or half-modules
			20	3 397 54	24 modules, untapped blanking panel which can be cut as required
					Clip-on holders for self-adhesive labels
			10	3 397 55	24 modules
			10	3 397 56	36 modules
					Fixing supports for Lina 25 ducting
			1	3 397 58	Set of 2 supports Fits directly onto functional uprights
					Lifting rings
			1	0 205 82	Set of 4 Maximum load of 340 kg per ring
					Self-adhesive document holders for plans p. 30
					IP 55 Cabstop plates p. 30

XL³ S 4000

technical characteristics

■ Dimensions

Fixing to the floor



Cat.Nos	External dimensions (mm)		
	W	H	D
3 380 01	424	1981	374
3 380 02	574	1981	374
3 380 03	774	1981	374
3 380 05	424	1981	574
3 380 06	574	1981	574
3 380 07	774	1981	574
3 380 09	424	1981	774
3 380 10	574	1981	774
3 380 11	774	1981	774
3 380 21	424	2181	374
3 380 22	574	2181	374
3 380 23	774	2181	374
3 380 25	424	2181	574
3 380 26	574	2181	574
3 380 27	774	2181	574
3 380 29	424	2181	774
3 380 30	574	2181	774
3 380 31	774	2181	774

External cable sleeves



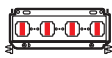

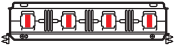
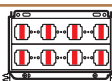
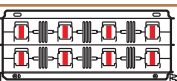
Cat.Nos	External dimensions (mm)		
	W	H	D
3 380 00	324	1981	374
3 380 04	324	1981	574
3 380 08	324	1981	774
3 380 20	324	2181	374
3 380 24	324	2181	574
3 380 28	324	2181	774

XL³ S 630 and XL³ S 4000

isolating busbar supports selection chart

		Max. In (A)	Flat copper bars					
			400	800	3000	4000		
Mounting		Supports						
			3 399 00	3 399 01	3 399 06	3 399 20/21/22/23 (fixing centres: 75 mm)	3 399 29/30 (fixing centres: 125 mm)	
XL³ S 630								
	Vertical at back of cable sleeve	W: 450 mm	3 399 00 + 3 379 80		3 399 06 ⁽¹¹⁾			
	Vertical at back of cabinet or enclosure	W: 16 modules						
		W: 24 modules		3 399 01 + 3 379 81				
		W: 36 modules		3 399 01 + 3 379 82				
	Main horizontal at back of enclosure	Cable sleeve W: 350 mm	3 399 00 + 3 379 79 x 2 ⁽¹⁾		3 399 06 ⁽¹¹⁾ + 3 379 79 x 2 ⁽¹⁾			
		W: 16 modules	3 399 00 + 3 379 80 x 2 ⁽¹⁾		3 399 06 ⁽¹¹⁾ + 3 379 80 x 2 ⁽¹⁾			
		W: 24 modules	3 399 00 + 3 379 81 x 2 ⁽¹⁾		3 399 06 ⁽¹¹⁾ + 3 379 81 x 2 ⁽¹⁾			
		W: 36 modules	3 399 00 + 3 379 82 x 2 ⁽¹⁾		3 399 06 ⁽¹¹⁾ + 3 379 82 x 2 ⁽¹⁾			
XL³ S 4000								
	Main horizontal at top or at bottom of enclosure	D: 400				3 399 20/23 + 3 399 36/37/38/39 ⁽⁵⁾		
		D: 600	Front access ⁽²⁾			3 399 21/23 + 3 399 36/37/38/39 ⁽⁵⁾		
			Rear access ⁽³⁾			3 399 21/23 + 3 399 36/37/38/39 or 3 399 20/23 + 3 399 36/37/38/39 ⁽⁶⁾	3 399 29/30	
		D: 800	Front access ⁽²⁾			3 399 22/23 + 3 399 36/37/38/39 ⁽⁵⁾		
			Rear access ⁽³⁾			3 399 22/23 + 3 399 36/37/38/39 or 3 399 21/23 + 3 399 36/37/38/39 ⁽⁶⁾	3 399 29/30	
			Horizontal transfer	D: 400				3 399 20/23 + 3 399 36/37/38/39 ⁽⁷⁾
D: 600	Front access ⁽²⁾					3 399 21/23 + 3 399 36/37/38/39 ⁽⁷⁾		
	Rear access ⁽³⁾					3 399 21/23 + 3 399 36/37/38/39 ⁽⁷⁾ or 3 399 20/23 + 3 399 36/37/38/39 ⁽⁸⁾	3 399 29/30	
D: 800	Front access ⁽²⁾					3 399 22/23 + 3 399 36/37/38/39 ⁽⁷⁾		
	Rear access ⁽³⁾					3 399 22/23 + 3 399 36/37/38/39 ⁽⁷⁾ or 3 399 21/23 + 3 399 36/37/38/39 ⁽⁸⁾	3 399 29/30	
	Vertical lateral inside cable sleeve			D: 400	3 399 00 + 3 397 34			3 399 20/23 + 3 399 36/37/38/39 ⁽⁴⁾
		D: 600	Front access ⁽²⁾	3 399 00 + 3 397 35		3 399 06 + 3 397 35	3 399 21/23 + 3 399 36/37/38/39	
			Rear access ⁽³⁾	3 399 00 + 3 397 35		3 399 06 + 3 397 35	3 399 21/23 + 3 399 36/37/38/39	
		D: 800	Front access ⁽²⁾	3 399 00 + 3 397 36		3 399 06 + 3 397 36	3 399 22/23 + 3 399 36/37/38/39	
			Rear access ⁽³⁾	3 399 00 + 3 397 36		3 399 06 + 3 397 36	3 399 22/23 + 3 399 36/37/38/39	

1: Only if fixed supports are added between the structural uprights of the cabinets (depending on required Ipk)
 2: The horizontal main busbar is in the front position in the cabinet. The vertical busbars are therefore accessible from the front of the enclosure, behind the front plates (mainly by the cable sleeves).
 3: The horizontal main busbar is at the back of the enclosure. The vertical busbars are accessible from the back of the enclosure by removing the rear panels.
 4: Connection possible only with a horizontal top or bottom busbar made of C-section aluminum bars; 5: Partial chassis

C-section aluminium bars							
630		1600			3200		
							
3 399 02/03	3 399 04/05	3 399 20/21/22/23 (fixing centres: 75 mm)	3 399 31/32/33 (fixing centres: 75 mm)	3 399 25/26/27 (fixing centres: 125 mm)	3 399 20/21/22/23 (fixing centres: 75 mm)	3 399 25/26/27 (fixing centres: 125 mm)	
XL ³ S 630							
3 399 02/03 + 3 379 79							
	3 399 04/05 + 3 379 80						
	3 399 04/05 + 3 379 81						
	3 399 04/05 + 3 379 82						
3 399 02/03 + 3 379 79 x 2 ⁽¹⁾							
3 399 02/03 + 3 379 80 x 2 ⁽¹⁾							
3 399 02/03 + 3 379 81 x 2 ⁽¹⁾							
3 399 02/03 + 3 379 82 x 2 ⁽¹⁾							
XL ³ S 4000							
		3 399 20/23 + 3 399 40 ⁽⁵⁾			3 399 20 + 3 399 23 + 3 399 24 ⁽⁵⁾		
		3 399 21/23 + 3 399 40 ⁽⁵⁾		3 399 25/27 + 3 399 40 ⁽⁵⁾	3 399 21 + 3 399 23 + 3 399 24 ⁽⁵⁾	3 399 25 + 3 399 27 + 3 399 24 ⁽⁵⁾	
		3 399 21/23 + 3 399 40 or 3 399 20/23 + 3 399 40 ⁽⁶⁾		3 399 25/27 + 3 399 40 ⁽⁵⁾	3 399 21 + 3 399 23 + 3 399 24 or 3 399 20 + 3 399 23 + 3 399 24 ⁽⁶⁾	3 399 25 + 3 399 27 + 3 399 24 ⁽⁵⁾	
		3 399 22/23 + 3 399 40 ⁽⁵⁾		3 399 26/27 + 3 399 40 ⁽⁵⁾	3 399 22 + 3 399 23 + 3 399 24 ⁽⁵⁾	3 399 26 + 3 399 27 + 3 399 24 ⁽⁵⁾	
		3 399 22/23 + 3 399 40 or 3 399 21/23 + 3 399 40 ⁽⁶⁾		3 399 26/27 + 3 399 40 or 3 399 25/27 + 3 399 40 ⁽⁶⁾	3 399 22 + 3 399 23 + 3 399 24 or 3 399 21 + 3 399 23 + 3 399 24 ⁽⁶⁾	3 399 26 + 3 399 27 + 3 399 24 or 3 399 25 + 3 399 27 + 3 399 24 ⁽⁶⁾	
		3 399 20/23 + 3 399 40 ⁽⁷⁾			3 399 20 + 3 399 23 + 3 399 24 ⁽⁷⁾		
		3 399 21/23 + 3 399 40 ⁽⁷⁾		3 399 25/27 + 3 399 40 ⁽⁷⁾	3 399 21 + 3 399 23 + 3 399 24 ⁽⁷⁾	3 399 25 + 3 399 27 + 3 399 24 ⁽⁷⁾	
		3 399 21/23 + 3 399 40 ⁽⁷⁾ or 3 399 20/23 + 3 399 40 ⁽⁸⁾		3 399 25/27 + 3 399 40 ⁽⁷⁾	3 399 21 + 3 399 23 + 3 399 24 ⁽⁷⁾ or 3 399 20 + 3 399 23 + 3 399 24 ⁽⁸⁾	3 399 25 + 3 399 27 + 3 399 24 ⁽⁷⁾	
		3 399 22/23 + 3 399 40 ⁽⁷⁾		3 399 26/27 + 3 399 40 ⁽⁷⁾	3 399 22 + 3 399 23 + 3 399 24 ⁽⁷⁾	3 399 26 + 3 399 27 + 3 399 24 ⁽⁷⁾	
		3 399 22/23 + 3 399 40 ⁽⁷⁾ or 3 399 21/23 + 3 399 40 ⁽⁸⁾		3 399 26/27 + 3 399 40 ⁽⁷⁾ or 3 399 25/27 + 3 399 40 ⁽⁸⁾	3 399 22 + 3 399 23 + 3 399 24 ⁽⁷⁾ or 3 399 21 + 3 399 23 + 3 399 24 ⁽⁸⁾	3 399 26 + 3 399 27 + 3 399 24 ⁽⁷⁾ or 3 399 25 + 3 399 27 + 3 399 24 ⁽⁸⁾	
3 399 02/03 + 3 397 34		3 399 20/23 + 3 399 40 ⁽⁴⁾					
3 399 02/03 + 3 397 35		3 399 21/23 + 3 399 40		3 399 25/27 + 3 399 40			
3 399 02/03 + 3 397 35		3 399 21/23 + 3 399 40		3 399 25/27 + 3 399 40			
3 399 02/03 + 3 397 36		3 399 22/23 + 3 399 40		3 399 26/27 + 3 399 40			
3 399 02/03 + 3 397 36		3 399 22/23 + 3 399 40		3 399 26/27 + 3 399 40			

6: Mounting behind the crosspiece of the central upright
7: Mounting on crosspieces in the enclosure
8: Mounting behind functional uprights
9: Except depth 400 mm; 10: The 2 sets of bars are placed one above the other in the height of the cabinet; 11: Max. 630 A



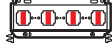

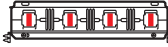
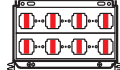
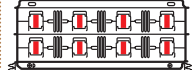
XL³ S 4000

isolating busbar supports selection chart (continued)

		Max. In (A)	Flat copper bars				
			400	800	3000	4000	
Mounting		Supports					
			3 399 00	3 399 01	3 399 06	3 399 20/21/22/23 (fixing centres: 75 mm)	3 399 29/30 (fixing centres: 125 mm)
XL³ S 4000							
	D: 400		3 399 00 + 3 397 34			3 399 20/23 + 3 399 36/37/38/39 ⁽³⁾	
		D: 600	Front access ⁽¹⁾	3 399 00 + 3 397 35	3 399 06 + 3 397 35	3 399 21/23 + 3 399 36/37/38/39	
	Rear access ⁽²⁾		3 399 00 + 3 397 35	3 399 06 + 3 397 35	3 399 21/23 + 3 399 36/37/38/39		
	D: 800	Front access ⁽¹⁾	3 399 00 + 3 397 36	3 399 06 + 3 397 36	3 399 22/23 + 3 399 36/37/38/39		
		Rear access ⁽²⁾	3 399 00 + 3 397 36	3 399 06 + 3 397 36	3 399 22/23 + 3 399 36/37/38/39		
		D: 400		3 399 00 + 3 397 34			3 399 20/23 + 3 399 36/37/38/39 ⁽³⁾
D: 600			Front access ⁽¹⁾	3 399 00 + 3 397 35	3 399 06 + 3 397 35	3 399 21/23 + 3 399 36/37/38/39	
		Rear access ⁽²⁾	3 399 00 + 3 397 35	3 399 06 + 3 397 35	3 399 21/23 + 3 399 36/37/38/39	3 399 29/30	
D: 800		Front access ⁽¹⁾	3 399 00 + 3 397 36	3 399 06 + 3 397 36	3 399 22/23 + 3 399 36/37/38/39		
		Rear access ⁽²⁾	3 399 00 + 3 397 36	3 399 06 + 3 397 36	3 399 22/23 + 3 399 36/37/38/39	3 399 29/30	
		D: 600 mm					3 399 20/23 + 3 399 36/37/38/39
	D: 800 mm			3 399 06 + 3 397 35	3 399 21/23 + 3 399 36/37/38/39		
	D: 600 mm			3 399 06 + 3 397 35			
	D: 800 mm			3 399 06 + 3 397 36			
	W: 16 modules						
	W: 24 modules		3 399 01 + 3 379 81				
	W: 36 modules		3 399 01 + 3 379 82				
	W: 16 modules / 450 mm					3 399 20/23 + 3 399 36/37/38/39 ⁽⁶⁾	
	W: 24 modules			3 399 06 + 3 397 35	3 399 21/23 + 3 399 36/37/38/39 ⁽⁶⁾		
	W: 36 modules			3 399 06 + 3 397 36	3 399 22/23 + 3 399 36/37/38/39 ⁽⁶⁾		
	Internal cable sleeve					3 399 20 + 3 399 36/37/38/39 + 3 397 36 x 2	
	Internal cable sleeve with intermediate upright at back					3 399 20 + 3 399 36/37/38/39 + 3 397 37 x 2	
	Cable sleeve W: 350 mm					3 399 20 + 3 399 36/37/38/39 + 3 397 30 x 2	3 399 29 + 3 397 30 x 2
	Cable sleeve W: 450 mm / 16 modules					3 399 20 + 3 399 36/37/38/39 + 3 397 31 x 2	3 399 29 + 3 397 31 x 2
	W: 24 modules					3 399 20 + 3 399 36/37/38/39 + 3 397 35 x 2	3 399 29 + 3 397 35 x 2
	W: 36 modules					3 399 20 + 3 399 36/37/38/39 + 3 397 36 x 2	3 399 29 + 3 397 36 x 2

1: The horizontal main busbar is in the front position in the cabinet. The vertical busbars are therefore accessible from the front of the enclosure, behind the front plates (mainly by the cable sleeves).
 2: The horizontal main busbar is at the back of the enclosure. The vertical busbars are accessible from the back of the enclosure by removing the rear panels.
 3: Connection possible only with a horizontal top or bottom busbar made of C-section aluminum bars;
 4: Partial chassis 5: Mounting behind the crosspiece of the central upright









C-section aluminium busbars








630		1600			3200	
						
3 399 02/03	3 399 04/05	3 399 20/21/22/23 (fixing centres: 75 mm)	3 399 31/32/33 (fixing centres: 75 mm)	3 399 25/26/27 (fixing centres: 125 mm)	3 399 20/21/22/23 (fixing centres: 75 mm)	3 399 25/26/27 (fixing centres: 125 mm)
XL ³ S 4000						
3 399 02/03 + 3 397 34		3 399 20/23 + 3 399 40 ⁽³⁾	3 399 31 ⁽³⁾			
3 399 02/03 + 3 397 35		3 399 21/23 + 3 399 40	3 399 32	3 399 25/27 + 3 399 40	3 399 21 + 3 399 23 + 3 399 24	3 399 25 + 3 399 27 + 3 399 24
3 399 02/03 + 3 397 35		3 399 21/23 + 3 399 40	3 399 32	3 399 25/27 + 3 399 40	3 399 21 + 3 399 23 + 3 399 24	3 399 25 + 3 399 27 + 3 399 24
3 399 02/03 + 3 397 36		3 399 22/23 + 3 399 40	3 399 33	3 399 26/27 + 3 399 40	3 399 22 + 3 399 23 + 3 399 24	3 399 26 + 3 399 27 + 3 399 24
3 399 02/03 + 3 397 36		3 399 22/23 + 3 399 40	3 399 33	3 399 26/27 + 3 399 40	3 399 22 + 3 399 23 + 3 399 24	3 399 26 + 3 399 27 + 3 399 24
3 399 02/03 + 3 397 34		3 399 20/23 + 3 399 40 ⁽³⁾	3 399 31 ⁽³⁾			
3 399 02/03 + 3 397 35		3 399 21/23 + 3 399 40	3 399 32	3 399 25/27 + 3 399 40	3 399 21 + 3 399 23 + 3 399 24	3 399 25 + 3 399 27 + 3 399 24
3 399 02/03 + 3 397 35		3 399 21/23 + 3 399 40	3 399 32	3 399 25/27 + 3 399 40	3 399 21 + 3 399 23 + 3 399 24	3 399 25 + 3 399 27 + 3 399 24
3 399 02/03 + 3 397 36		3 399 22/23 + 3 399 40	3 399 33	3 399 26/27 + 3 399 40	3 399 22 + 3 399 23 + 3 399 24	3 399 26 + 3 399 27 + 3 399 24
3 399 02/03 + 3 397 36		3 399 22/23 + 3 399 40	3 399 33	3 399 26/27 + 3 399 40	3 399 22 + 3 399 23 + 3 399 24	3 399 26 + 3 399 27 + 3 399 24
3 399 02/03 + 3 397 34		3 399 20/23 + 3 399 40				
3 399 02/03 + 3 397 35		3 399 21/23 + 3 399 40		3 399 25/27 + 3 399 40		
	3 399 04/05 + 3 379 80					
	3 399 04/05 + 3 379 81					
	3 399 04/05 + 3 379 82					
		3 399 20/23 + 3 399 40 ⁽⁸⁾				
		3 399 21/23 + 3 399 40 ⁽⁸⁾		3 399 25/27 + 3 399 40 ⁽⁸⁾		
		3 399 22/23 + 3 399 40 ⁽⁸⁾		3 399 26/27 + 3 399 40 ⁽⁸⁾		
		3 399 20 + 3 399 40 + 3 397 36 x 2		3 399 25 + 3 399 40 + 397 36 x 2	3 399 20 x 2 ⁽⁹⁾ + 3 397 36 x 3	3 399 25 x 2 ⁽⁹⁾ + 3 397 36 x 3
		3 399 20 + 3 399 40 + 3 397 37 x 2		3 399 25 + 3 399 40 + 3 97 37 x 2	3 399 20 x 2 ⁽⁹⁾ + 3 397 37 x 3	3 399 25 x 2 ⁽⁹⁾ + 3 397 37 x 3
		3 399 20 + 3 399 40 + 3 397 30 x 2		3 399 25 + 3 399 40 + 3 97 30 x 2	3 399 20 x 2 ⁽⁹⁾ + 3 397 30 x 3	3 399 25 x 2 ⁽⁹⁾ + 3 397 30 x 3
		3 399 20 + 3 399 40 + 3 397 31 x 2		3 399 25 + 3 399 40 + 3 97 31 x 2	3 399 20 x 2 ⁽⁹⁾ + 3 397 31 x 3	3 399 25 x 2 ⁽⁹⁾ + 3 397 31 x 3
		3 399 20 + 3 399 40 + 3 397 35 x 2		3 399 25 + 3 399 40 + 3 97 35 x 2	3 399 20 x 2 ⁽⁹⁾ + 3 397 35 x 3	3 399 25 x 2 ⁽⁹⁾ + 3 397 35 x 3
		3 399 20 + 3 399 40 + 3 397 36 x 2		3 399 25 + 3 399 40 + 3 97 36 x 2	3 399 20 x 2 ⁽⁹⁾ + 3 397 36 x 3	3 399 25 x 2 ⁽⁹⁾ + 3 397 36 x 3

6: Mounting on crosspieces in the enclosure
7: Mounting behind functional uprights
8: Except depth 400 mm;
9: The 2 sets of bars are placed one above the other in the height of the cabinet

XL³ S 630 et XL³ S 4000

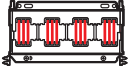
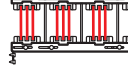


busbars selection

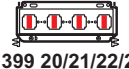
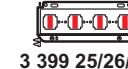
			≤ 400				≤ 800					
Flat busbars supports			 3 399 00		 3 399 01		 3 399 06					
			Vertical busbar		Horizontal busbar		Vertical busbar		Vertical busbar		Horizontal busbar	
Flat copper bars			 I (A)		 I (A)		 I (A)		 I (A)		 I (A)	
Cat.Nos	Cross section (mm)	Number of bar per pole	IP ≤ 30	IP > 30	IP ≤ 30	IP > 30	IP ≤ 30	IP > 30	IP ≤ 30	IP > 30	IP ≤ 30	IP > 30
0 374 34	18 x 4	1	245	200	245	200	245	200	245	200	245	200
0 374 38	25 x 4	1	280	250	280	250	-	-	-	-	-	-
0 374 18	25 x 5	1	330	270	330	270	330	270	330	270	330	270
0 374 19	32 x 5	1	450	400	450	400	450	400	450	400	450	400
0 374 40	50 x 5	1	-	-	-	-	-	-	700	630	630	550
		2	-	-	-	-	-	-	-	-	-	-
		3	-	-	-	-	-	-	-	-	-	-
		4	-	-	-	-	-	-	-	-	-	-
0 374 41	63 x 5	1	-	-	-	-	-	-	800	700	720	630
		2	-	-	-	-	-	-	-	-	-	-
		3	-	-	-	-	-	-	-	-	-	-
		4	-	-	-	-	-	-	-	-	-	-
0 374 59	75 x 5	1	-	-	-	-	-	-	-	-	-	-
		2	-	-	-	-	-	-	-	-	-	-
		3	-	-	-	-	-	-	-	-	-	-
		4	-	-	-	-	-	-	-	-	-	-
0 374 43	80 x 5	1	-	-	-	-	-	-	-	-	-	-
		2	-	-	-	-	-	-	-	-	-	-
		3	-	-	-	-	-	-	-	-	-	-
		4	-	-	-	-	-	-	-	-	-	-
0 374 46	100 x 5	1	-	-	-	-	-	-	-	-	-	-
		2	-	-	-	-	-	-	-	-	-	-
		3	-	-	-	-	-	-	-	-	-	-
		4	-	-	-	-	-	-	-	-	-	-
	125 x 5	1	-	-	-	-	-	-	-	-	-	-
		2	-	-	-	-	-	-	-	-	-	-
		3	-	-	-	-	-	-	-	-	-	-
		4	-	-	-	-	-	-	-	-	-	-
	50 x 10	1	-	-	-	-	-	-	-	-	-	-
		2	-	-	-	-	-	-	-	-	-	-
		3	-	-	-	-	-	-	-	-	-	-
	60 x 10	1	-	-	-	-	-	-	-	-	-	-
		2	-	-	-	-	-	-	-	-	-	-
		3	-	-	-	-	-	-	-	-	-	-
	80 x 10	1	-	-	-	-	-	-	-	-	-	-
		2	-	-	-	-	-	-	-	-	-	-
		3	-	-	-	-	-	-	-	-	-	-
	100 x 10	1	-	-	-	-	-	-	-	-	-	-
		2	-	-	-	-	-	-	-	-	-	-
		3	-	-	-	-	-	-	-	-	-	-
	120 x 10	1	-	-	-	-	-	-	-	-	-	-
		2	-	-	-	-	-	-	-	-	-	-
		3	-	-	-	-	-	-	-	-	-	-

			≤ 630				≤ 1600			
C-section busbars supports			 3 399 02/03		 3 399 04/05		 3 399 31/32/33 (fixing centres: 75 mm)			
C-section aluminium bars			Vertical busbar		Horizontal busbar		Vertical busbar		Vertical busbar	
			 I (A)		 I (A)		 I (A)		 I (A)	
Cat.Nos	Cross section (mm)	Number of bar per pole	IP ≤ 30	IP > 30	IP ≤ 30	IP > 30	IP ≤ 30	IP > 30	IP ≤ 30	IP > 30
4 044 30	187	1	320	250	320	250	320	250	-	-
4 044 31	238	1	500	400	500	400	500	400	-	-
4 044 32	323	1	700	630	700	630	700	630	-	-
0 373 54	524	1	-	-	-	-	-	-	800	630
0 373 55	549	1	-	-	-	-	-	-	1000	800
0 373 56	586	1	-	-	-	-	-	-	1250	1000
0 373 57	686	1	-	-	-	-	-	-	1450	1250
0 373 58	824	1	-	-	-	-	-	-	1750	1600
0 373 58 x 2	824 x 2	2	-	-	-	-	-	-	-	-

1: One support Cat.No 3 399 20/21/22 and one support Cat.No 3 399 23 in association
 2: One support Cat.No 3 399 25/26 and one support Cat.No 3 399 27 in association

Busbars and accessories

≤ 3000				≤ 4000			
 3 399 20/21/22/23 (fixing centres: 75 mm)		 3 399 29/30 (fixing centres: 125 mm)		 I (A)		 I (A)	
Vertical busbar	Horizontal busbar	Vertical busbar	Horizontal busbar	IP ≤ 30	IP > 30	IP ≤ 30	IP > 30
-	-	-	-	-	-	-	-
-	-	-	-	-	-	-	-
-	-	-	-	-	-	-	-
700	630	430	350	700	630	500	420
1150	1000	650	510	1180	1020	750	630
1600	1380	1000	900	1600	1380	1000	900
-	-	-	-	2020	1720	1120	1000
800	700	500	400	800	700	600	500
1350	1150	770	590	1380	1180	750	630
1900	1600	1100	1000	1900	1600	1100	1000
-	-	-	-	2350	1950	1350	1200
950	850	600	475	950	850	700	600
1500	1300	890	700	1600	1400	1000	850
2200	1900	1250	1100	2200	1900	1250	1100
-	-	-	-	2700	2300	1600	1400
1000	900	630	500	1000	900	750	630
1650	1450	940	740	1700	1480	1050	900
2350	2000	1300	1150	2350	2000	1300	1150
-	-	-	-	2850	2400	1650	1450
1250	1050	750	580	1250	1050	850	700
1900	1600	1120	900	2050	1800	1200	1050
2900	2450	1600	1400	2900	2450	1600	1400
-	-	-	-	3500	2900	1900	1650
1450	1270	1000	800	1450	1270	1000	800
2500	2150	1450	1250	2500	2150	1450	1250
3450	2900	1800	1600	3450	2900	1800	1600
-	-	-	-	4150	3450	2150	1950
950	850	880	650	950	850	880	650
1680	1470	1250	1050	1680	1470	1250	1050
-	-	-	-	2300	2030	2000	1600
1150	1020	1000	800	1150	1020	1000	800
2030	1750	1600	1250	2030	1750	1600	1250
-	-	-	-	2800	2400	2250	1850
1460	1270	1150	950	1460	1270	1150	950
2500	2150	1700	1500	2500	2150	1700	1500
-	-	-	-	3450	2900	2500	2000
1750	1500	1350	1150	1750	1500	1350	1150
3050	2550	2000	1650	3050	2550	2000	1650
-	-	-	-	4150	3500	2900	2400
2000	1750	1650	1450	2000	1750	1650	1450
3600	3000	2500	2000	3600	3000	2500	2000
-	-	-	-	4800	4000	3500	3000

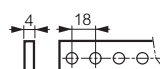
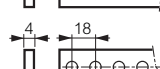

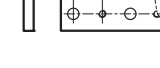

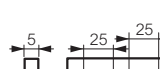
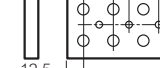
≤ 1600 / 3200							
 3 399 20/21/22/23 (fixing centres: 75 mm)				 3 399 25/26/27 (fixing centres: 125 mm)			
Vertical busbar	Horizontal busbar	Vertical busbar	Horizontal busbar	Vertical busbar	Horizontal busbar	Vertical busbar	Horizontal busbar
I (A)		I (A)		I (A)		I (A)	
IP ≤ 30	IP > 30	IP ≤ 30	IP > 30	IP ≤ 30	IP > 30	IP ≤ 30	IP > 30
-	-	-	-	-	-	-	-
-	-	-	-	-	-	-	-
800	630	630	500	800	630	630	500
1000	800	800	630	1000	800	800	630
1250	1000	1000	800	1250	1000	1000	800
1450	1250	1250	1000	1450	1250	1250	1000
1750	1600	1400	1250	1750	1600	1400	1250
3500 ⁽¹⁾	3200 ⁽¹⁾	2400	2000	3500 ⁽²⁾	3200 ⁽²⁾	2400	2000

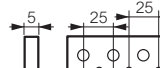
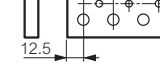

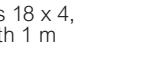



4 044 32 + 3 399 02 + 3 379 80 (p. 20)

Pack	Cat.Nos	C-section aluminium bars		
		Tinned coppered C-section aluminium bars Electrolytic compatibility with copper guaranteed		
		30 x 14 mm - length 1600 mm		
		Cross section (mm)	I permissible (A)	
			IP ≤ 30	IP > 30
1	4 044 30	187	320	250
1	4 044 31	238	500	400
1	4 044 32	323	700	630
		40 x 30 mm - length 1780 mm		
1	0 373 54	524	800	630
1	0 373 55	549	1000	800
1	0 373 56	586	1250	1000
1	0 373 57	686	1450	1250
1	0 373 58	824	1750	1600

Pack	Cat.Nos	Insulating caps for nuts
1	3 399 41	Pack of 50 M8 caps
1	3 399 42	Pack of 50 M10 caps
1	3 399 43	Pack of 50 M12 caps

Pack	Cat.Nos	Copper bars				
		Rigid, flat, threaded holes				
		Cross section (mm) I permissible (A) Holes Ø mm Length (mm)				
		IP ≤ 30 IP > 30				
10	0 373 88	12 x 2	110 80	M5	990	
10	0 373 89	12 x 4	160 125	M5	990	
10	0 374 33	15 x 4	200 160	M6	990	
10	0 374 34	18 x 4	245 200	M6	990	
10	0 374 38	25 x 4	280 250	M6	990	
4	0 374 18	25 x 5	330 270	M6	1750	
4	0 374 19	32 x 5	450 400	M6	1750	

Pack	Cat.Nos	Copper bars				
		Rigid flat clear holes				
		Cross section (mm) I permissible (A) Holes Ø mm Length (mm)				
		IP ≤ 30 IP > 30				
1	0 374 40	50 x 5	700 630	10.5 - 6.5	1750	
1	0 374 41	63 x 5	800 700	10.5 - 8.5	1750	
1	0 374 59	75 x 5	950 850	10.5 - 6.5	1750	
1	0 374 43	80 x 5	1000 900	10.5 - 6.5	1750	
1	0 374 46	100 x 5	1250 1050	10.5 - 6.5	1750	

Pack	Cat.Nos	Accessories
10	0 373 11	Isolating profile Isolating profile for flat copper bars 18 x 4, 25 x 4, 25 x 5 and 32 x 5 mm, length 1 m Supplied with fixing clips
50	0 367 74	Insulating screws M6 x 10
50	0 367 75	HF screws with contact washer M6 x 10

Catalogue number index






Cat.Nos	Page N°	Pack	Cat.Nos	Page N°	Pack	Cat.Nos	Page N°	Pack	Cat.Nos	Page N°	Pack	Cat.Nos	Page N°	Pack	Cat.Nos	Page N°	Pack
0 016 00			3 372 23	14	1	3 375 71	22	1	3 377 33	23	1	3 379 14	24	1	3 380 04	38	1
0 016 60	16	20	24	-	1	72	-	1	40	24	1	15	-	1	05	-	1
0 097 00			25	-	1	73	-	1	41	23	1	16	-	1	06	-	1
0 097 99	16	10	26	-	1	80	-	1	42	-	1	17	-	1	07	-	1
0 205 00			27	-	1	81	-	1	43	-	1	18	-	1	08	-	1
0 205 82	30	1	28	-	1	82	-	1	51	-	1	19	-	1	09	-	1
0 364 00			34	15	1	83	-	1	52	-	1	20	-	1	10	-	1
0 364 94	30	1	35	-	1	90	-	1	53	-	1	21	-	1	11	-	1
95	-	1	36	-	1	91	-	1	61	-	1	22	-	1	20	-	1
96	-	1	37	-	1	92	-	1	62	-	1	32	22	1	21	-	1
97	-	1	38	-	1	93	-	1	63	-	1	33	-	1	22	-	1
98	-	1	52	16	1	3 376 00			71	-	1	34	-	1	23	-	1
0 365 00			53	-	1	3 376 00	22	1	72	-	1	35	-	1	24	-	1
0 365 80	16	20	54	-	1	01	-	1	73	-	1	36	-	1	25	-	1
81	-	20	55	-	1	02	-	1	81	-	1	37	-	1	26	-	1
82	-	1	56	-	1	03	-	1	82	-	1	38	-	1	27	-	1
0 367 00			57	-	1	10	-	1	83	-	1	39	-	1	28	-	1
0 367 74	55	50	58	-	1	11	-	1	91	-	1	40	-	1	29	-	1
75	-	50	64	-	1	12	-	1	92	-	1	41	-	1	30	-	1
0 373 00			65	-	1	13	-	1	93	-	1	42	-	1	31	-	1
0 373 00	16	1	66	-	1	20	-	1	3 378 00			49	24	1	61	39	1
01	30	1	67	-	1	21	-	1	3 378 01	23	1	50	-	1	62	-	1
11	55	10	68	-	1	22	-	1	02	-	1	51	-	1	63	39	1
54	-	1	72	-	1	23	-	1	03	-	1	52	-	1	71	-	1
55	-	1	73	-	1	40	24	1	11	-	1	54	30	1	72	-	1
56	-	1	74	-	1	41	23	1	12	-	1	55	-	1	73	-	1
57	-	1	75	-	1	42	-	1	13	-	1	56	-	1	80	-	1
58	-	1	76	-	1	43	-	1	21	-	1	57	-	1	81	-	1
84	30	1	77	-	1	50	24	1	22	-	1	60	24	1	90	-	1
88	55	10	78	-	1	51	23	1	23	-	1	61	-	1	91	-	1
89	-	10	84	-	1	52	-	1	31	-	1	62	-	1	3 381 00		
0 374 00			85	-	1	53	-	1	32	-	1	63	24	1	3 381 00	38	1
0 374 18	55	4	86	-	1	60	24	1	33	-	1	64	-	1	01	-	1
19	-	4	87	-	1	61	23	1	41	-	1	65	-	1	02	-	1
33	-	10	88	-	1	62	-	1	42	-	1	66	-	1	03	-	1
34	-	10	3 374 00			63	-	1	43	-	1	67	-	1	10	-	1
38	-	10	3 374 00	16	1	70	24	1	51	-	1	68	-	1	11	-	1
40	-	1	04	-	1	71	23	1	52	-	1	69	-	1	12	-	1
41	-	1	05	-	1	72	-	1	53	-	1	70	-	1	13	-	1
43	-	1	06	-	1	73	-	1	62	22	1	71	-	1	20	-	1
46	-	1	10	-	1	80	24	1	63	22	1	72	-	1	21	-	1
59	-	1	11	-	1	81	23	1	64	-	1	73	-	1	22	-	1
3 375 00			3 375 00			82	-	1	65	-	1	74	-	1	30	-	1
3 375 20	22	1	83	-	1	90	24	1	66	-	1	79	30	1	31	-	1
21	-	1	91	23	1	91	23	1	67	-	1	80	-	1	32	-	1
22	-	1	92	-	1	92	-	1	68	-	1	81	-	1	33	-	1
23	-	1	93	23	1	3 377 00			69	-	1	82	-	1	39	39	1
30	-	1	3 377 00			3 377 00	24	1	70	-	1	83	-	1	43	47	1
31	-	1	01	23	1	01	23	1	71	-	1	86	24	1	50	47	1
32	-	1	02	-	1	02	-	1	72	-	1	87	-	1	53	39	1
33	-	1	03	-	1	03	-	1	82	24	1	88	-	1	55	-	1
40	-	1	10	24	1	10	24	1	84	-	1	89	-	1	56	-	1
41	-	1	11	23	1	11	23	1	86	-	1	90	-	1	57	-	1
42	-	1	12	-	1	12	-	1	88	-	1	91	-	1	58	-	1
43	-	1	13	-	1	13	-	1	90	-	1	92	-	1	60	-	1
50	-	1	20	24	1	20	24	1	92	-	1	93	-	1	61	-	1
51	-	1	21	23	1	21	23	1	94	-	1	94	-	1	62	-	1
52	-	1	22	-	1	22	-	1	96	-	1	95	-	1	63	-	1
53	-	1	23	-	1	23	-	1	98	-	1	96	-	1	64	-	1
60	-	1	24	-	1	3 379 00			3 379 00			3 380 00			65	-	1
61	-	1	25	-	1	3 379 00	24	1	3 379 00	24	1	3 380 00	38	1	70	47	1
62	-	1	26	-	1	01	-	1	02	-	1	01	-	1	71	-	1
63	-	1	27	-	1	02	-	1	12	-	1	02	-	1	72	-	1
66	-	1	28	-	1	03	-	1	13	-	1	03	-	1	73	-	1
69	-	1	29	-	1	10	24	1	3 380 00			3 380 00			3 380 00		
70	-	1	30	24	1	11	23	1	02	-	1	02	-	1	3 380 00		
71	-	1	31	23	1	12	-	1	12	-	1	03	-	1	3 380 00		
72	-	1	32	-	1	13	-	1	13	-	1	3 380 00			3 380 00		

Catalogue number index

Cat.Nos	Page N°	Pack	Cat.Nos	Page N°	Pack	Cat.Nos	Page N°	Pack	Cat.Nos	Page N°	Pack	Cat.Nos	Page N°	Pack	Cat.Nos	Page N°	Pack
3 381 74	47	1	3 384 21	25	1	3 387 75	27	1				3 395 42	29	1	3 397 13	38	1
80	39	1	23	-	1	77	-	1				43	-	1	15	16	1
3 382 00			24	-	1	78	27	1				44	-	1	16	24	1
3 382 00	24	1	25	-	1	3 388 01			3 392 05	46	1	45	-	1	17	-	1
01	-	1	26	-	1	3 388 01	43	1	50	28	1	46	-	1	18	38	1
02	-	1	27	-	1	02	-	1	60	-	1	47	-	1	21	30	1
03	-	1	28	-	1	03	-	1	61	-	1	48	-	1	30	48	1
04	-	1	50	26	1	04	-	1	62	-	1	49	-	1	31	-	1
05	-	1	51	-	1	10	-	1	70	-	1	50	-	1	34	-	1
06	39	1	53	26	1	12	-	1	71	-	1	51	-	1	35	-	1
20	25	1	54	-	1	14	-	1	72	-	1	60	-	1	36	-	1
23	-	1	56	-	1	41	-	1	3 393 00			61	-	1	37	30	1
26	-	1	57	-	1	42	-	1	3 393 00	28	1	62	-	1	51	29	1
40	16	1	3 386 00			43	-	1	01	-	1	63	-	1	53	16	1
41	-	1	3 386 00	26	1	44	-	1	02	-	1	64	-	1	54	-	20
42	16	1	01	-	1	50	-	1	20	-	1	65	-	1	55	-	10
43	29	1	03	-	1	52	-	1	21	-	1	66	-	1	56	-	10
44	-	1	04	-	1	54	-	1	22	-	1	67	-	1	57	-	1
45	-	1	06	-	1	61	-	1	30	-	1	68	-	1	58	30	1
51	25	1	07	-	1	62	-	1	31	-	1	69	-	1	3 399 00		
52	-	1	20	-	1	63	-	1	32	-	1	70	-	1	3 399 00	30	1
53	-	1	21	-	1	64	-	1	50	-	1	71	-	1	01	-	1
61	-	1	23	-	1	66	-	1	51	-	1	80	-	1	02	-	1
62	-	1	24	-	1	70	-	1	52	-	1	81	-	1	03	-	1
63	-	1	26	-	1	72	-	1	60	-	1	82	-	1	04	-	1
71	-	1	27	-	1	74	-	1	61	-	1	83	-	1	05	-	1
72	-	1	50	-	1	3 389 00			62	-	1	84	-	1	06	-	1
73	-	1	51	-	1	3 389 02	27	1	65	-	1	85	-	1	20	48	1
81	-	1	53	-	1	04	-	1	66	-	1	86	-	1	21	-	1
82	-	1	54	-	1	20	-	1	81	-	1	87	-	1	22	-	1
83	-	1	56	-	1	22	-	1	82	-	1	88	-	1	23	-	1
3 383 00			57	-	1	24	-	1	91	-	1	89	-	1	24	-	1
3 383 00	25	1	70	-	1	42	-	1	92	-	1	90	-	1	25	-	1
01	-	1	71	-	1	44	-	1	95	29	1	91	-	1	26	-	1
03	-	1	73	-	1	3 390 00			96	44	1	92	-	1	27	-	1
04	-	1	74	-	1	3 390 02	28	1	3 394 00			93	-	1	29	-	1
06	-	1	76	-	1	14	-	1	3 394 50	45	1	94	-	1	30	-	1
07	-	1	77	-	1	20	-	1	51	-	1	95	-	1	31	-	1
20	-	1	3 387 00			22	-	1	52	-	1	96	-	1	32	-	1
21	-	1	3 387 00	27	1	24	-	1	53	-	1	97	-	1	33	-	1
23	-	1	01	-	1	41	-	1	54	-	1	98	-	1	36	-	1
24	-	1	03	-	1	43	-	1	55	43	1	99	-	1	37	-	1
25	-	1	04	-	1	50	-	1	56	-	1	3 396 00			38	-	1
26	-	1	06	-	1	52	-	1	57	45	1	3 396 00	29	1	39	-	1
27	-	1	07	-	1	54	-	1	60	29	1	10	40	1	40	-	1
28	-	1	20	-	1	3 391 00			61	-	1	11	-	1	41	-	1
50	26	1	21	-	1	3 391 01	46	1	62	-	1	12	42	1	42	-	1
51	-	1	24	-	1	03	-	1	71	-	1	13	-	1	43	-	1
53	-	1	25	-	1	05	-	1	73	-	1	14	43	1	4 044 30		
54	-	1	27	-	1	20	-	1	75	-	1	16	41	1	4 044 30	55	1
56	-	1	28	-	1	23	-	1	81	45	1	20	40	1	31	-	1
57	-	1	50	-	1	25	-	1	82	-	1	21	-	1	32	-	1
3 384 00			51	-	1	30	-	1	93	-	1	22	42	1	4 210 00		
3 384 00	25	1	53	-	1	33	-	1	95	-	1	24	41	1	4 210 68	25	1
01	-	1	54	-	1	35	-	1	3 395 00			3 397 00	29	1	69	-	1
03	-	1	56	-	1	38	-	1	3 395 21	45	1	01	-	1	71	-	1
04	-	1	57	-	1	43	-	1	22	-	1	02	-	1	72	-	1
06	-	1	58	-	1	45	-	1	33	45	1	10	16	1	73	-	1
07	-	1	70	-	1	63	-	1	35	-	1	11	24	1	74	-	1
20	-	1	71	-	1	65	-	1	40	29	1	12	-	1			
			74	-	1	85	-	1	41	-	1	3 397 00					



FOLLOW US ON

- @ legrand.com
-  youtube.com/user/legrand
-  facebook.com/Legrand
-  twitter.com/Legrand
-  pinterest.com/legrandgroup
-  instagram.com/legrandnews



Head Office
and International Department
87045 Limoges Cedex - France
Tel: +33(0)5 55 06 87 87
Fax: +33(0)5 55 06 74 55